

ECKEL

NOISE CONTROL TECHNOLOGIES

Audiology Series
Spec Sheets
2019
www.audiologyrooms.com

**Audiology Booths
Rooms & Suites**

Clinical &
Diagnostic
Practice

Going
Strong
65+

Eckel Booths, Rooms & Suites
a Foundation of the Audiology
Industry For 65+ Years

**Standard
& Custom
Engineered
Solutions**

Audiology Rooms

Toll-free 1-800-563-3574 | International +1-613-543-2967 | www.audiologyrooms.com
ISO 9001:2015 and ISO 14001:2015

“ Due to High Traffic Corridors
Many Hospitals Insist on
Double Wall Examination
Rooms...

Noise Control

Never looked so good.
Best-in-class Eckel
Audiometric Rooms &
Suites are the first
choice of Audiologists.

Audiology Work Spaces

Eckel Clinical Audiometric Rooms & Suites
Your Practice Reflects Your Standard of Patient Care

Single Wall Rooms CL10/ HL10 Series

Ideal for industry and private clinics. The smaller models have an inlet silencer in the rear wall and an exhaust silencer integrated in the ceiling. In the larger models, both silencers are in the ceiling panels. All models have a clinical jack panel for greater versatility. The wall panels are mounted on the audiology room floor which in

turn rests on “air cushion” vibration isolator rails. Ideal for sound field measurements, brain stem audiometry, hearing aid evaluation.

Double Wall Rooms C20 / H20 Series

Features higher noise reduction characteristics which are a must in areas where the ambient noise levels are excessively high. The interior wall panels are mounted on the

Audiology Room floor while the exterior walls are placed on the floor of the building. Each double wall Audiology Room is provided with a combination in-swing and out-swing, flush sill, magnetic seal doors. Suitable for clinical and research applications

Single Wall Suite

Two single wall examination rooms can be united to form an audiology suite. The noise reduction characteristics correspond to the attenuation of a single wall room. However, the attenuation of one room with regards to the other resembles the attenuation characteristics of a double wall.

Clinical Audiology Rooms & Suites

The audiology suites are equipped with a wide 762mm (30") window as are the majority of our rooms. This offers a particular advantage when testing young children, so they can see their parents during testing. These suites are ideal for applications requiring strict acoustic control in both test and control environments.

Single Wall Control Double Wall Exam Rooms

Many hospitals insist on this suite. The double wall examination room assures maximum patient cooperation while the single wall control room permits live voice speech testing without any interference from outside noise. The control room has a single door and the examination room has a double door system. These audiometric suites are available with or without a floor in the control room.

Wall & Ceiling Construction

Wall panels are 4" (100mm) and fabricated of galvanized solid steel outer surface and perforated steel inner surface. Ceiling panels include an integrated silenced ventilation system and 6" (150mm) thick with galvanized solid steel outer surface and perforated steel inner surface. Acoustic insulation is dependent on panels and designed to provide independently tested transmission loss of selected panel system (C or CL).

Isolated Floor Construction

Floor panels are available in 2", 3" and 4" (50.8mm, 76.2mm, 101.6mm) thick fabricated from galvanized steel outer and in-

ner (walking) surfaces. The floor panels are supplied with heavy duty framing members and inner surface to support consistent use and accommodation for clients requiring wheelchair accessibility. Acoustic insulation is consistent with that of the wall and ceiling panels. All floors are installed on isolation mounts to protect against structure borne noise sources. Overall step up height is approximately 7" (175mm) from outside.

Doors

Standard door clear openings are 32" (810mm) W x 73 3/4" (960mm) H. The doors are designed to provide similar acoustic performance as the walls and to sit flush when installed. Hardware consists of chrome plated hinges with a cam rise mechanism to ensure both proper seating of the door and ease of closing. A 1" (25mm) door pull handle is used, assuring ease of operation and ADA compliance. Door windows from small to full size are available as an option. Alternate door sizes can be accommodated.

Observation Window

Observation windows are provided, typical nominal size 24" (610mm) W x 30" (750mm) H, fabricated from two layers of laminated safety glass set in an extruded PVC window frame. Alternate sizes are available to suit specific needs.

Jack Panels

Jack panels are installed on all (Jack Panels continued) rooms and suites both single and double wall. Standard jack pan-

els are supplied with twelve .25" (6.3mm) phone jacks, two USB connections and one 1" (25mm) diameter pass-thru. Non-standard configurations are available to suit unique or specific jack requirements.

CSA Approved Electrical – C22.2 601.1 Medical Equip- ment

All rooms are supplied with CSA approved, pre-wired 120 volts recessed internal electrical, including internal and external facing recessed hospital grade duplex receptacles. Power is supplied via a power cord connected to the customer's 120 volts source or may be hard wired upon request. Country specific electric and cord configurations are available for international customers (240v option also available).

Ceiling Integrated Silencer Systems

The integrated silenced ventilation system consists of factory installed extract air fans and a passive intake air flow. The fans are quiet, low power consumption, fans. For customers wanting to connect to their existing HVAC system optional vent collars are available.

Paint Finish

Rooms supplied in a polyurethane enamel low gloss paint finish in Eckel White, Beige, or Warm Grey. Custom color matching and fabric finishes are available on request.



Standard Audiology Rooms Specifications

CL 11 to 13 / HL 11 to 13 Single Wall Audiology Rooms

Optional Features:

- HVAC Collars (1 set) Single Wall Rooms (Includes Internal Utility Box For Thermostat by Others)
- 20" BY 60" (508mm x 1524mm) Window in Door
- Upgrade TO 36" Clear Opening Door
- Sprinkler Access Hole
- Extra Duplex Outlets

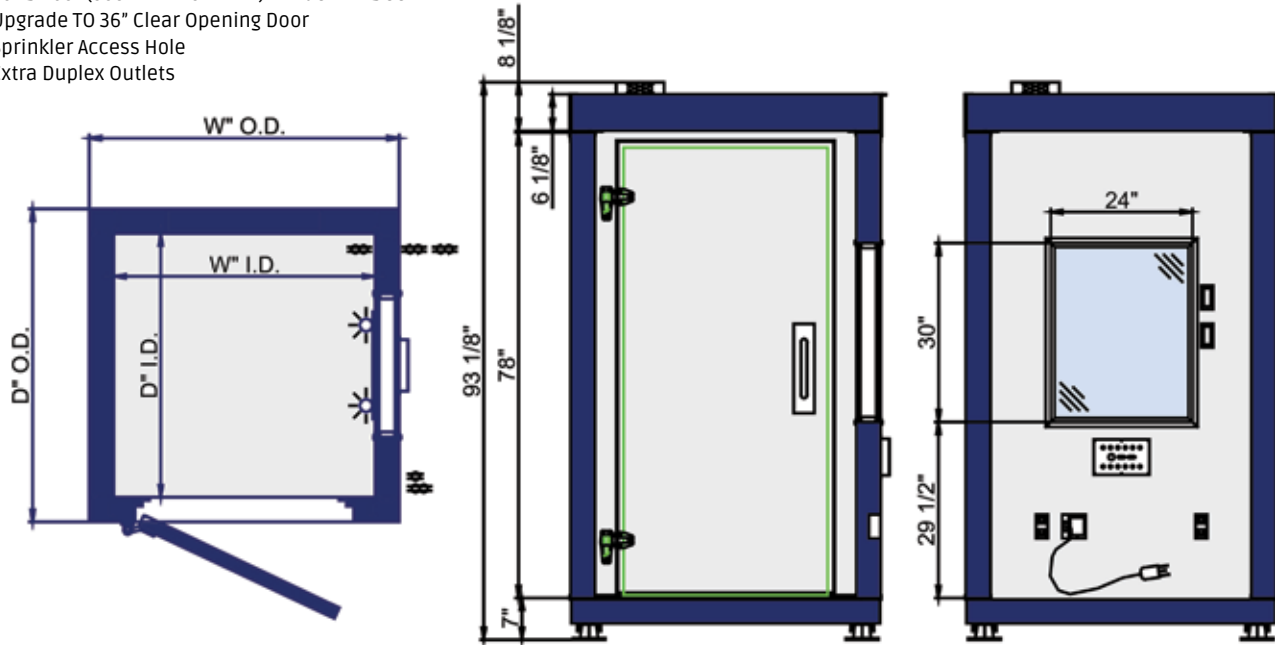
Cam-Lock (C) & H Batten (H)

All rooms and suites are available in Cam-Lock or H Batten configurations.

Economical

An affordable selection of audio rooms and suites are ideal for many locations.

7" (178mm) Total Rise Isolated Floor



Model CL (Cam-Lock) H (H-Batten)	Outside Dimensions Width (W) x Depth (D) x Height (H)	Inside Dimensions Width (W) x Depth (D) x Height (H)	Floor Area sq ft / sq m	Weight lb kg
CL-11/HL-11	4'4" x 3'5" x 7'9" 1321mm x 1041mm x 2362mm	3'8" x 2'9" x 6'6" 1118mm x 838mm x 1981mm	14.00 sq ft 1.30 sq m	1102 lb 500 kg
CL-11A/HL-11A	4'4" x 4'4" x 7'9" 1321mm x 1321mm x 2362mm	3'8" x 3'8" x 6'6" 1118mm x 1118mm x 1981mm	18.75 sq ft 1.74 sq m	1276 lb 579 kg
CL-12/HL-12	5'3" x 4'4" x 7'9" 1600mm x 1321mm x 2362mm	4'7" x 3'8" x 6'6" 1397mm x 1118mm x 1981mm	22.73 sq ft 2.11 sq m	1451 lb 658 kg
CL-12B/HL-12B	6'2" x 4'4" x 7'9" 1880mm x 1321mm x 2362mm	5'6" x 3'8" x 6'6" 1676mm x 1118mm x 1981mm	26.72 sq ft 2.48 sq m	1625 lb 737 kg
CL-13/HL-13	6'2" x 5'3" x 7'9" 1880mm x 1600mm x 2362mm	5'6" x 4'7" x 6'6" 1676mm x 1397mm x 1981mm	32.38 sq ft 3.01 sq m	1836 lb 833 kg

Eckel's CL Series of audiology rooms are ideal for medium noise, high traffic areas.

Standard Audiology Rooms Specifications

Standard Features

- ▶ 4" (100mm) Cam-Lock Panel System
- ▶ 4" (100mm) Flush Mount H-Batten System
- ▶ 32" W x 73 3/4" H (813mm x 1873mm) Clear Opening Door
- ▶ 24" (610mm) W x 762mm (30")H Double Glazed Window
- ▶ Built in Attenuated Ventilation System
- ▶ Separate Switches for Internal Light and Fan with Speed Controllers
- ▶ Vibration Isolators
- ▶ Color : Standard Eckel White, Beige, Warm Grey (additional colors available on request)
- ▶ Fully Demountable
- ▶ Supplied Flat Pack (easily installed onsite)
- ▶ Wide Range of Models
- ▶ Low profile options are available for all models
- ▶ Jack Panel is complete with 12 x 1/4" Phone Jacks, 2 USB, and a 1" (25mm) pass-through
- ▶ Pre-wired Plug and Play Electrics



“ Eckel's high quality audiology rooms and suites provide outstanding acoustic performance in an environment comfortable to my patients.

Certified Plug n' Play

Comes fully operational. All that is required is to plug it in.



Eckel H Batten

In addition to Cam-Lock Systems, available options include the industry leading Eckel H Batten Panel Connection System with a unique offset panel edge design to fully engage top and bottom trims, creating acoustically sealed enclosures.

ROOM Type	OCTAVE BAND FREQUENCY (HZ)						
	125	250	500	1K	2K	4K	NIC
	NOISE REDUCTION (dB)						
CL SINGLE WALL	19	30	39	50	58	59	41
C SINGLE WALL STANDARD	24	32	44	53	58	61	45
C SINGLE WALL ADVANCED	31	44	57	63	68	67	51
H SINGLE WALL	28	36	46	53	58	62	49

Standard Audiology Rooms Specifications

CL 12A to 17 / HL 12A to 17 Single Wall Audiology Rooms

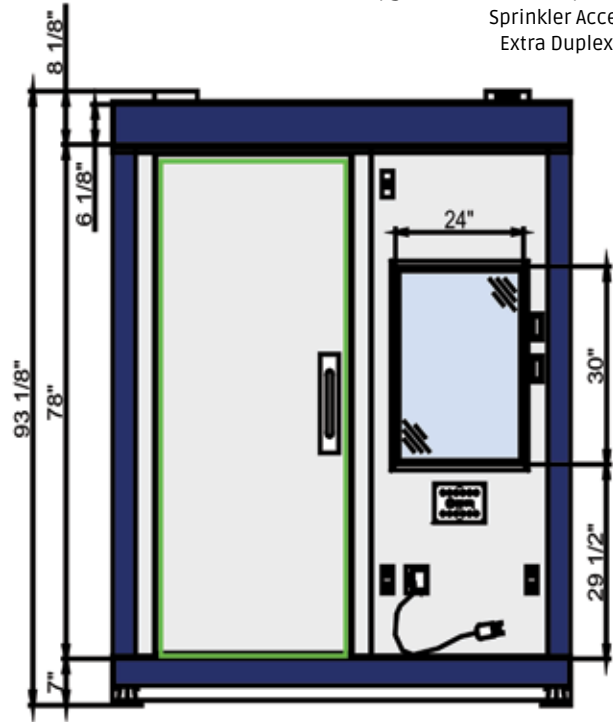
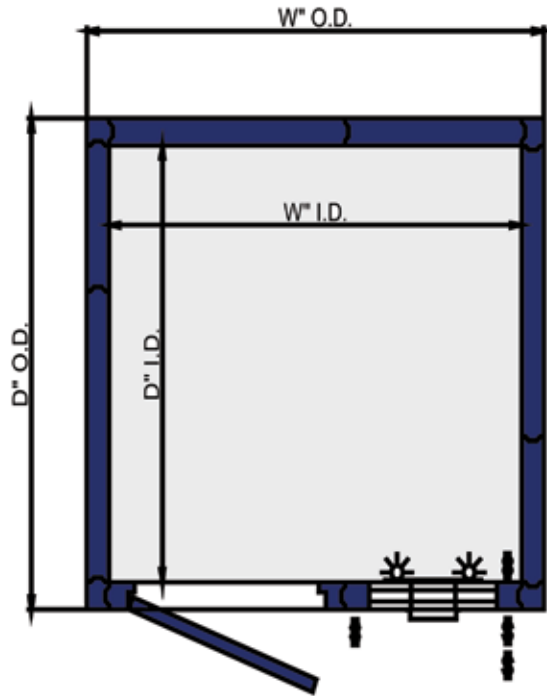
Cam-Lock (C) & H Batten (H)

All rooms and suites are available in
Cam-Lock or H Batten
configurations.

Optional Features

HVAC Collars (1 set) Single Wall Rooms (Includes
Internal Utility Box For Thermostat by Others)
20" BY 60" (508mm x 1524mm) **Window in Door**
Upgrade TO 36" Clear Opening Door
Sprinkler Access Hole
Extra Duplex Outlets

7" (178mm) Total Rise Isolated Floor



Model CL (Cam-Lock) H (H-Batten)	Outside Dimensions Width (W) x Depth (D) x Height (H)	Inside Dimensions Width (W) x Depth (D) x Height (H)	Floor Area sq ft / sq m	Weight lb / kg
CL-12A / HL-12A	7'1" x 4'4" x 7'9" 2159mm x 1321mm x 2362mm	6'5" x 3'8" x 6'6" 1956mm x 1118mm x 1981mm	30.67 sq ft 2.85 sq m	1799 lb 816 kg
CL-14 / HL-14	7'1" x 6'2" x 7'9" 2159mm x 1880mm x 2362mm	6'5" x 5'6" x 6'6" 1956mm x 1676mm x 1981mm	43.48 sq ft 4.04 sq m	2249 lb 1020 kg
CL-14A / HL-14A	7'1" x 7'1" x 7'9" 2159mm x 2159mm x 2362mm	6'5" x 6'5" x 6'6" 1956mm x 1956mm x 1981mm	50.17 sq ft 4.66 sq m	2473 lb 1122 kg
CL-15 / HL-15	7'1" x 8'0" x 7'9" 2159mm x 2438mm x 2362mm	6'5" x 7'4" x 6'6" 1956mm x 2235mm x 1981mm	56.66 sq ft 5.26 sq m	2698 lb 1224 kg
CL-15A / HL-15A	8'0" x 8'0" x 7'9" 2438mm x 2438mm x 2362mm	7'4" x 7'4" x 6'6" 2235mm x 2235mm x 1981mm	64.00 sq ft 5.95 sq m	2939 lb 1333 kg
CL-16 / HL-16	8'11" x 8'0" x 7'9" 2718mm x 2438mm x 2362mm	8'3" x 7'4" x 6'6" 2515mm x 2235mm x 1981mm	71.73 sq ft 6.66 sq m	3182 lb 1443 kg
CL-17 / HL-17	9'10" x 8'11" x 7'9" 2997mm x 2718mm x 2362mm	9'2" x 8'3" x 6'6" 2794mm x 2515mm x 1981mm	87.68 sq ft 8.15 sq m	3699 lb 1678 kg

Standard Audiology Rooms Specifications

“ Eckel's high quality audiology rooms are specially engineered to provide outstanding acoustic performance in a very attractive package.



Standard Features

- ▶ Outstanding Noise Control
- ▶ Isolated from Structure Borne Noise
- ▶ 32" W x 73 ¾" H (813mm x 1873mm) Clear Opening Door
- ▶ 24" x 30" (609.6mm x 762mm) Glazed Glass Window Set in a Polycarbonate Frame
- ▶ Excellent Visibility
- ▶ Universal Jack Panel
- ▶ Silenced Ventilation
- ▶ Lighting Fixtures
- ▶ High Density Carpeting
- ▶ Easy Install, Take Down, and Moving
- ▶ Acoustical Rubber Seals
- ▶ Universal Door System (Left Side/Right Side Hinges)
- ▶ Colour : Standard Eckel White, Beige, Warm Grey (additional colours available on request)
- ▶ Versatile range of diagnostic measurement
- ▶ Comfortable and Accessible
- ▶ Jack Panel is complete with 12 x ¼" Phone Jacks, 2 USB, and a 1" (25mm) pass-through
- ▶ Plug and Play Electrical



ROOM TYPE	OCTAVE BAND FREQUENCY (HZ)						
	125	250	500	1K	2K	4K	NIC
	NOISE REDUCTION (dB)						
CL SINGLE WALL	19	30	39	50	58	59	41
C SINGLE WALL STANDARD	24	32	44	53	58	61	45
C SINGLE WALL ADVANCED	31	44	57	63	68	67	51
H SINGLE WALL	28	36	46	53	58	62	49

Fully Customizable



Eckel's team of experts supplies customized rooms to meet the requirements of our valued audiologist clientele and their customers

Standard Audiology Rooms Specifications

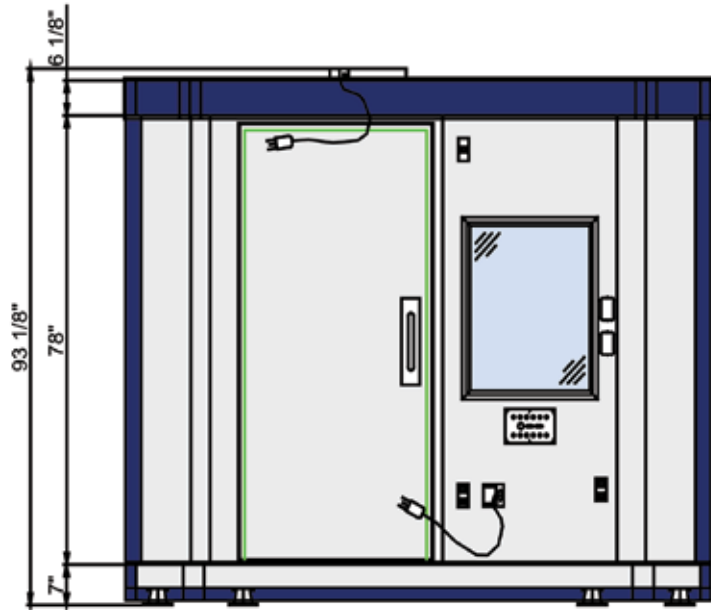
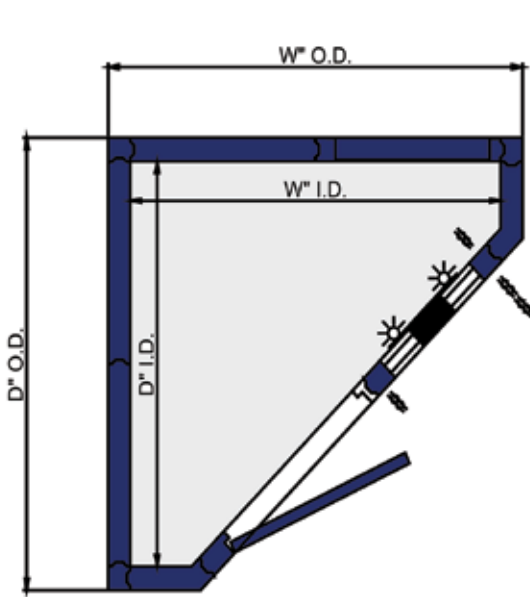
CL 66 to 88 / HL 66 to 88
Single Wall
Audiology Rooms

Cam-Lock (C) & H Batten (H)
All rooms and suites are available in
Cam-Lock or H Batten
configurations.

Optional Features

HVAC Collars (1 set) Single Wall Rooms (Includes
Internal Utility Box For Thermostat by Others)
20" BY 60" (508mm x 1524mm) **Window in Door**
Upgrade TO 36" Clear Opening Door
Sprinkler Access Hole
Extra Duplex Outlets

7" (178mm) Total Rise Isolated Floor



Model CL (Cam-Lock) H (H-Batten)	Outside Dimensions Width (W) x Depth (D) x Height (H)	Inside Dimensions Width (W) x Depth (D) x Height (H)	Floor Area sq ft / sq m	Weight lb / kg
CL-66 / HL-66	6'6" x 6'6" x 7'9" 1981mm x 1981mm x 2362mm	5'10" x 5'10" x 6'6" 1778mm x 1778mm x 1981mm	29.75 sq ft 2.76 sq m	2045 lb 928 kg
CL-88 / HL-88	8'0" x 8'0" x 7'9" 2438mm x 2438mm x 2362mm	7'4" x 7'4" x 6'6" 2235mm x 2235mm x 1981mm	45.60 sq ft 4.24 sq m	2757 lb 1250 kg



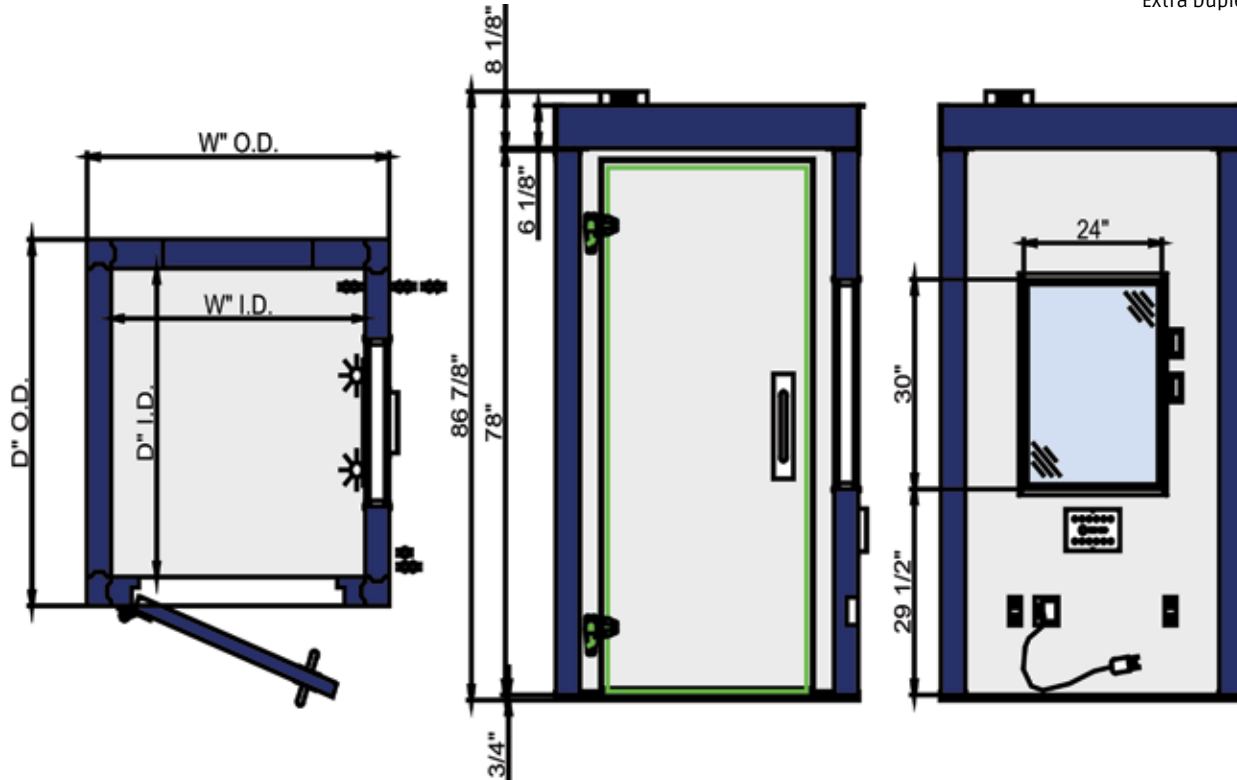
Standard Audiology Rooms Specifications

CL 11 LP to 13 LP / HL 11 LP to 13 LP
Single wall
Audiology Rooms

Cam-Lock (C) & H Batten (H)
All rooms and suites are available in
Cam-Lock or H Batten
configurations.

Optional Features
HVAC Collars (1 set) Single Wall Rooms (Includes
Internal Utility Box For Thermostat by Others)
20" BY 60" (508mm x 1524mm) **Window in Door**
Upgrade TO 36" Clear Opening Door
Sprinkler Access Hole
Extra Duplex Outlets

1 9/16" (14mm) Rise - Low Profile (LP) Rubber Floor



Model CL (Cam-Lock) H (H-Batten)	Outside Dimensions Width (W) x Depth (D) x Height (H)	Inside Dimensions Width (W) x Depth (D) x Height (H)	Floor Area sq ft / sq m	Weight lb / kg
CL-11 LP / HL-11 LP	4'4" x 3'5" x 7'3" 1321mm x 1041mm x 2210mm	3'8" x 2'9" x 6'6" 1118mm x 838mm x 1981mm	14.00 sq ft 1.30 sq m	952 lb 432 kg
CL-11A LP / HL-11A LP	4'4" x 4'4" x 7'3" 1321mm x 1321mm x 2210mm	3'8" x 3'8" x 6'6" 1118mm x 1118mm x 1981mm	18.75 sq ft 1.74 sq m	1086 lb 493 kg
CL-12 LP / HL-12 LP	5'3" x 4'4" x 7'3" 1600mm x 1321mm x 2210mm	4'7" x 3'8" x 6'6" 1397mm x 1118mm x 1981mm	22.73 sq ft 2.11 sq m	1221 lb 554 kg
CL-12B LP / HL-12B LP	6'2" x 4'4" x 7'3" 1880mm x 1321mm x 2210mm	5'6" x 3'8" x 6'6" 1676mm x 1118mm x 1981mm	26.72 sq ft 2.48 sq m	1354 lb 614 kg
CL-13 LP / HL-13 LP	6'2" x 5'3" x 7'3" 1880mm x 1600mm x 2210mm	5'6" x 4'7" x 6'6" 1676mm x 1397mm x 1981mm	32.38 sq ft 3.01 sq m	1508 lb 684 kg

Eckel's CL LP Series of audiology rooms are ideal for medium noise, low traffic areas.

Standard Audiology Rooms & Suites Specifications

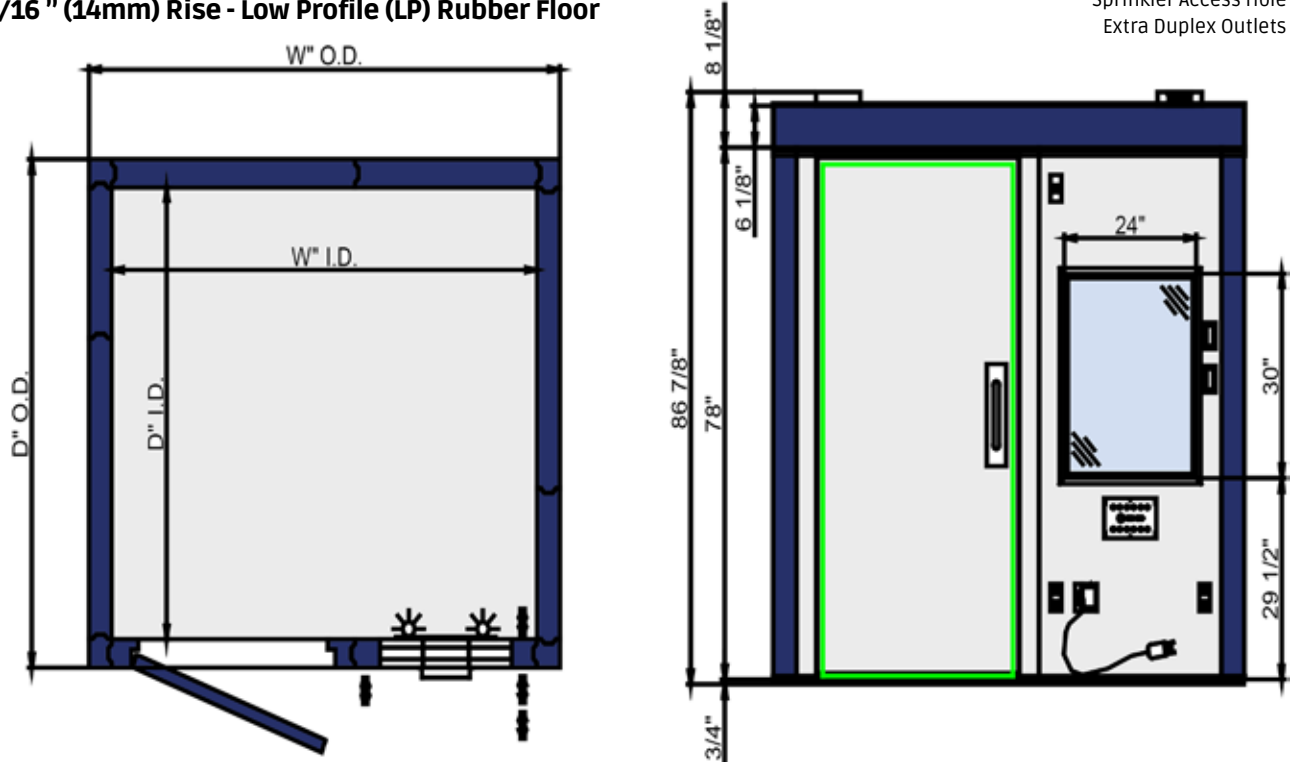
CL 12A LP to 17 LP / HL 12A LP to 17 LP Cam-Lock (C) & H Batten (H)
Single Wall
Audiology Rooms

All rooms and suites are available in
Cam-Lock or H Batten
configurations.

Optional Features

HVAC Collars (1 set) Single Wall Rooms (Includes
Internal Utility Box For Thermostat by Others)
20" BY 60" (508mm x 1524mm) **Window in Door**
Upgrade TO 36" Clear Opening Door
Sprinkler Access Hole
Extra Duplex Outlets

1 9/16" (14mm) Rise - Low Profile (LP) Rubber Floor



Model CL (Cam-Lock) H (H-Batten)	Outside Dimensions Width (W) x Depth (D) x Height (H)	Inside Dimensions Width (W) x Depth (D) x Height (H)	Floor Area sq ft / sq m	Weight lb / kg
CL-12A LP / HL-12A LP	7'1" x 4'4" x 7'3" 2159mm x 1321mm x 2210mm	6'5" x 3'8" x 6'6" 1956mm x 1118mm x 1981mm	30.67 sq ft 2.85 sq m	1488 lb 675 kg
CL-14 LP / HL-14 LP	7'1" x 6'2" x 7'3" 2159mm x 1880mm x 2210mm	6'5" x 5'6" x 6'6" 1956mm x 1676mm x 1981mm	43.48 sq ft 4.04 sq m	1808 lb 820 kg
CL-14A LP / HL 14A LP	7'1" x 7'1" x 7'3" 2159mm x 2159mm x 2210mm	6'5" x 6'5" x 6'6" 1956mm x 1956mm x 1981mm	50.17 sq ft 4.66 sq m	1967 lb 892 kg
CL-15 LP / HL 15 LP	7'1" x 8'0" x 7'3" 2159mm x 2438mm x 2210mm	6'5" x 7'4" x 6'6" 1956mm x 2235mm x 1981mm	56.66 sq ft 5.26 sq m	2126 lb 964 kg
CL-15A LP / HL-15A LP	8'0" x 8'0" x 7'3" 2438mm x 2438mm x 2210mm	7'4" x 7'4" x 6'6" 2235mm x 2235mm x 1981mm	64.00 sq ft 5.95 sq m	2293 lb 1040 kg
CL-16 LP / HL-16 LP	8'11" x 8'0" x 7'3" 2718mm x 2438mm x 2210mm	8'3" x 7'4" x 6'6" 2515mm x 2235mm x 1981mm	71.73 sq ft 6.66 sq m	2462 lb 1117 kg
CL-17 LP / HL-17 LP	9'10" x 8'11" x 7'3" 2997mm x 2718mm x 2210mm	9'2" x 8'3" x 6'6" 2794mm x 2515mm x 1981mm	87.68 sq. ft. 8.15 sq. m.	2815 lb 1277 kg

**Eckel Audiology Booths, Rooms & Suites
Definitive Noise Control.**

Standard Audiology Rooms & Suites Specifications

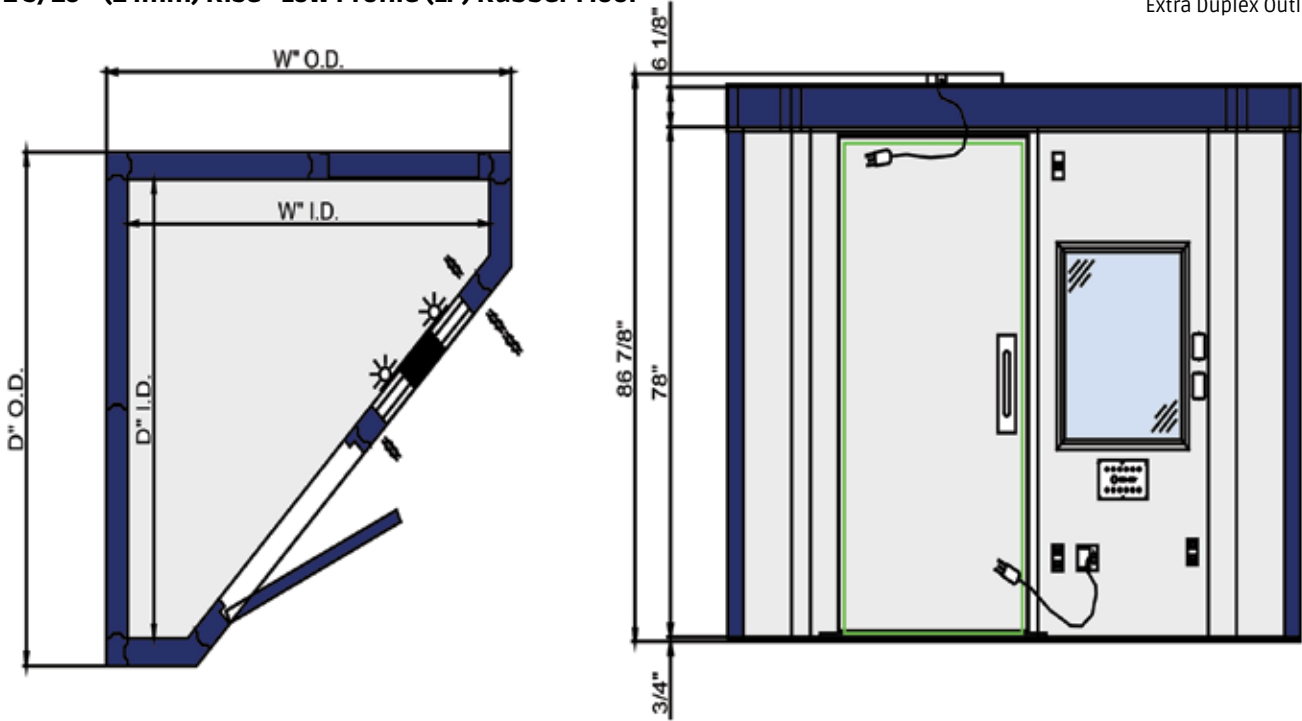
CL 66 LP to 88 LP / HL 66 LP to 88 LP
Single Wall
Audiology Rooms

Cam-Lock (C) & H Batten (H)
All rooms and suites are available in
Cam-Lock or H Batten
configurations.

Optional Features

HVAC Collars (1 set) Single Wall Rooms (Includes
Internal Utility Box For Thermostat by Others)
20" BY 60" (508mm x 1524mm) **Window in Door**
Upgrade TO 36" Clear Opening Door
Sprinkler Access Hole
Extra Duplex Outlets

1 9/16" (14mm) Rise - Low Profile (LP) Rubber Floor



Model CL (Cam-Lock) H (H-Batten)	Outside Dimensions Width (W) x Depth (D) x Height (H)	Inside Dimensions Width (W) x Depth (D) x Height (H)	Floor Area sq ft / sq m	Weight lb / kg
CL-66 LP / HL-66 LP	6'6" x 6'6" x 7'3" 1981mm x 1981mm x 2210mm	5'10" x 5'10" x 6'6" 1778mm x 1778mm x 1981mm	29.75 sq ft 2.76 sq m	1618 lb 734 kg
CL-88 LP / HL-88 LP	8'0" x 8'0" x 7'3" 2438mm x 2438mm x 2210mm	7'4" x 7'4" x 6'6" 2235mm x 2235mm x 1981mm	45.60 sq ft 4.24 sq m	2112 lb 958 kg



**Noise Controlled Environments
for Accurate Hearing Assessment
& Sound Solutions**



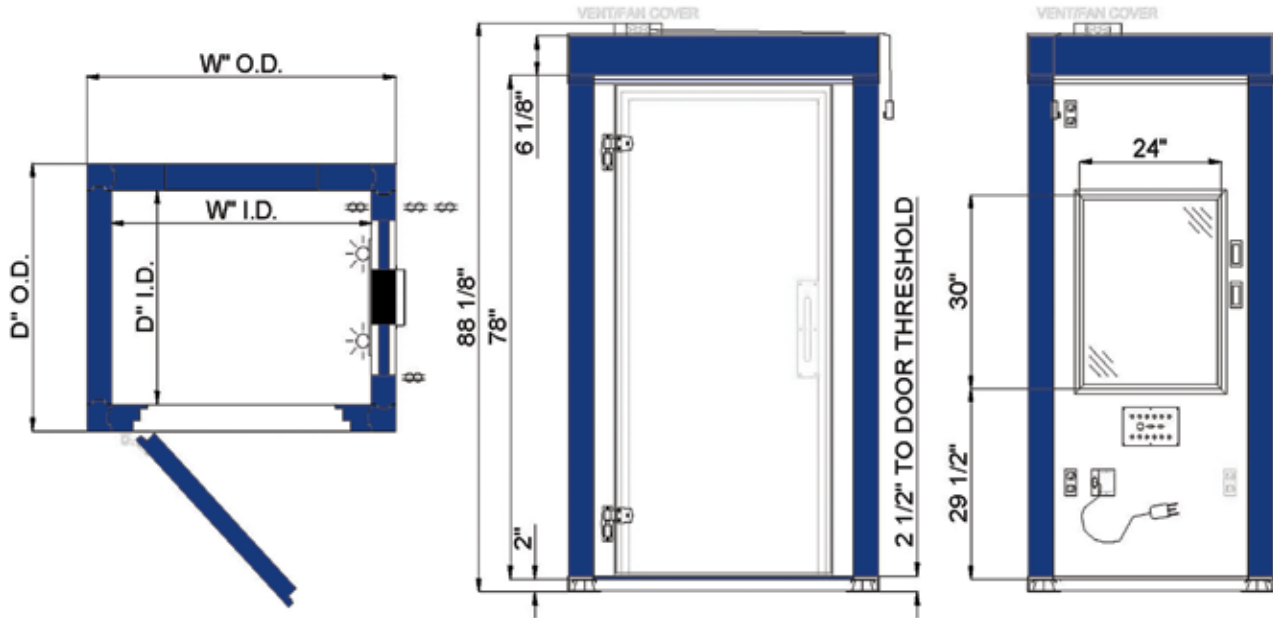
Standard Audiology Rooms & Suites Specifications

CL 11 to 13 LP2/ HL 11 to 13 Single Wall Audiology Rooms

Cam-Lock (C) & H Batten (H)
 All rooms and suites are available in Cam-Lock or H Batten configurations.

Optional Features
 HVAC Collars (1 set) Single Wall Rooms (Includes Internal Utility Box For Thermostat by Others)
 20" BY 60" (508mm x 1524mm) **Window in Door**
 Upgrade TO 36" Clear Opening Door
 Sprinkler Access Hole
 Extra Duplex Outlets

2" (51mm) Total Rise Isolated Floor



Model CL (Cam-Lock) H (H-Batten)	Outside Dimensions Width (W) x Depth (D) x Height (H)	Inside Dimensions Width (W) x Depth (D) x Height (H)	Floor Area sq ft / sq m	Weight lb kg
CL-11 LP2 /HL-11 LP2	4'4" x 3'5" x 7'4" 1321mm x 1041mm x 2235mm	3'8" x 2'9" x 6'6" 1118mm x 838mm x 1981mm	14.00 sq ft 1.30 sq m	1102 lb 500 kg
CL-11A LP2 /HL-11A LP2	4'4" x 4'4" x 7'4" 1321mm x 1321mm x 2235mm	3'8" x 3'8" x 6'6" 1118mm x 1118mm x 1981mm	18.75 sq ft 1.74 sq m	1276 lb 579 kg
CL-12 LP2 /HL-12 LP2	5'3" x 4'4" x 7'4" 1600mm x 1321mm x 2235mm	4'7" x 3'8" x 6'6" 1397mm x 1118mm x 1981mm	22.73 sq ft 2.11 sq m	1451 lb 658 kg
CL-12B LP2 /HL-12B LP2	6'2" x 4'4" x 7'4" 1880mm x 1321mm x 2235mm	5'6" x 3'8" x 6'6" 1676mm x 1118mm x 1981mm	26.72 sq ft 2.48 sq m	1625 lb 737 kg
CL-13 LP2 /HL-13 LP2	6'2" x 5'3" x 7'4" 1880mm x 1600mm x 2235mm	5'6" x 4'7" x 6'6" 1676mm x 1397mm x 1981mm	32.38 sq ft 3.01 sq m	1836 lb 833 kg

Eckel's CL LP2 Series of audiology rooms are ideal for medium noise, high traffic areas.

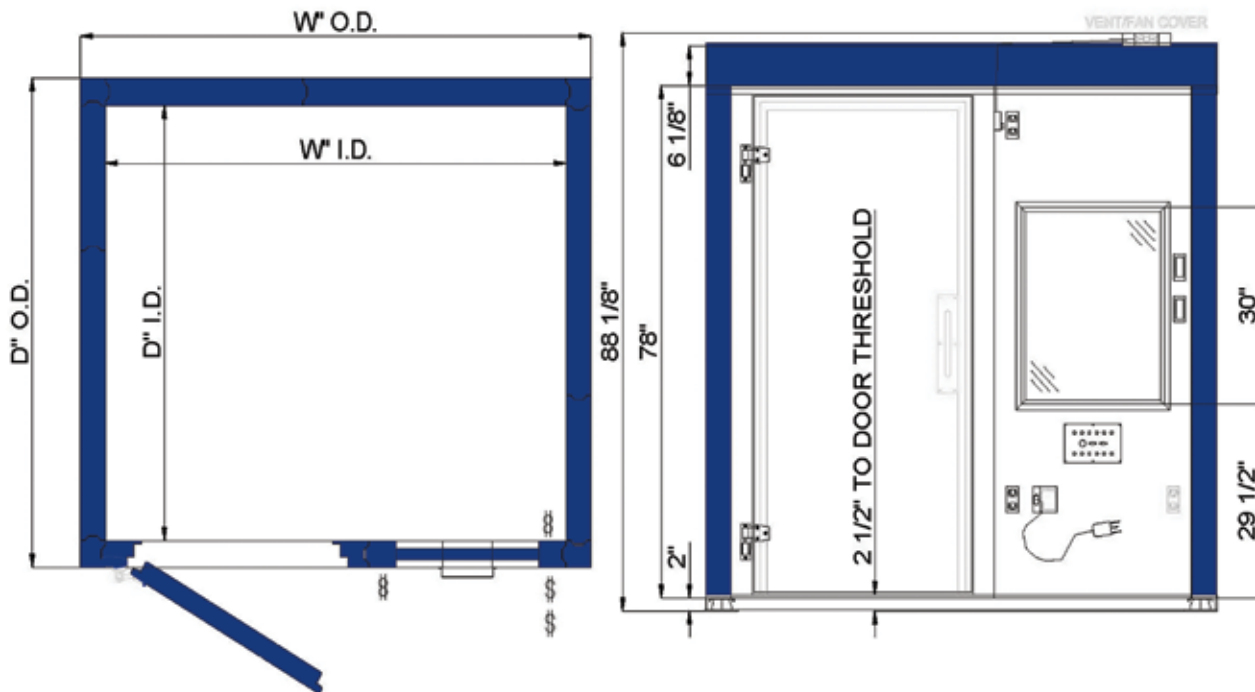
Standard Audiology Rooms & Suites Specifications

CL 12A to 17 LP2 / HL 12A to 17 LP2
Single Wall
Audiology Rooms

Cam-Lock (C) & H Batten (H)
All rooms and suites are available in
Cam-Lock or H Batten
configurations.

Optional Features
HVAC Collars (1 set) Single Wall Rooms (Includes
Internal Utility Box For Thermostat by Others)
20" BY 60" (508mm x 1524mm) Window in Door
Upgrade TO 36" Clear Opening Door
Sprinkler Access Hole
Extra Duplex Outlets

2" (51mm) Total Rise Isolated Floor



Model CL (Cam-Lock) H (H-Batten)	Outside Dimensions Width (W) x Depth (D) x Height (H)	Inside Dimensions Width (W) x Depth (D) x Height (H)	Floor Area sq ft / sq m	Weight lb / kg
CL-12A LP2 / HL-12A LP2	7'1" x 4'4" x 7'4" 2159mm x 1321mm x 2235mm	6'5" x 3'8" x 6'6" 1956mm x 1118mm x 1981mm	30.67 sq ft 2.85 sq m	1799 lb 816 kg
CL-14 LP2 / HL-14 LP2	7'1" x 6'2" x 7'4" 2159mm x 1880mm x 2235mm	6'5" x 5'6" x 6'6" 1956mm x 1676mm x 1981mm	43.48 sq ft 4.04 sq m	2249 lb 1020 kg
CL-14A LP2/ HL 14A LP2	7'1" x 7'1" x 7'4" 2159mm x 2159mm x 2235mm	6'5" x 6'5" x 6'6" 1956mm x 1956mm x 1981mm	50.17 sq ft 4.66 sq m	2473 lb 1122 kg
CL-15 LP2/ HL 15 LP2	7'1" x 8'0" x 7'4" 2159mm x 2438mm x 2235mm	6'5" x 7'4" x 6'6" 1956mm x 2235mm x 1981mm	56.66 sq ft 5.26 sq m	2698 lb 1224 kg
CL-15A LP2/ HL-15A LP2	8'0" x 8'0" x 7'4" 2438mm x 2438mm x 2235mm	7'4" x 7'4" x 6'6" 2235mm x 2235mm x 1981mm	64.00 sq ft 5.95 sq m	2939 lb 1333 kg
CL-16 LP2 / HL-16 LP2	8'11" x 8'0" x 7'4" 2718mm x 2438mm x 2235mm	8'3" x 7'4" x 6'6" 2515mm x 2235mm x 1981mm	71.73 sq ft 6.66 sq m	3182 lb 1443 kg
CL-17 LP2 / HL-17 LP2	9'10" x 8'11" x 7'4" 2997mm x 2718mm x 2235mm	9'2" x 8'3" x 6'6" 2794mm x 2515mm x 1981mm	87.68 sq. ft. 8.15 sq. m.	3699 lb 1678 kg

**Ductwork is a frequent pathway of unwanted sound.
Eckel takes measures to reduce noise transfer
through ducts and conduits.**

Cornered Room



**Make best use of Your Clinic's Corner Space with a CL/HL or C/H 66-88
Corner Room with:**

- **Standard 7" (178mm) Rise Floor (as pictured)**
- **LP: 1 9/16" (40mm) Rise Floor**
- **LP2: Floor with 2" (51mm) Rise Floor**

Standard Audiology Rooms & Suites Specifications

CL 66 to 88 LP2 / HL 66 to 88 LP2
Single Wall
Audiology Rooms

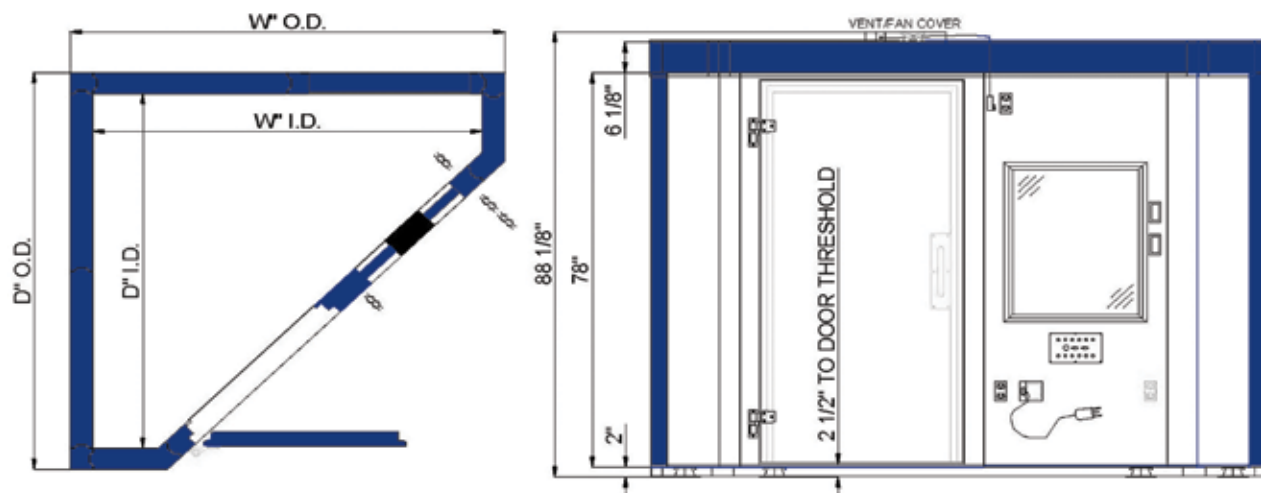
Cam-Lock (C) & H Batten (H)

All rooms and suites are available in
Cam-Lock or H Batten
configurations.

Optional Features

HVAC Collars (1 set) Single Wall Rooms (Includes
Internal Utility Box For Thermostat by Others)
20" BY 60" (508mm x 1524mm) Window in Door
Upgrade TO 36" Clear Opening Door
Sprinkler Access Hole
Extra Duplex Outlets

2" (51mm) Total Rise Isolated Floor



Model CL (Cam-Lock) H (H-Batten)	Outside Dimensions Width (W) x Depth (D) x Height (H)	Inside Dimensions Width (W) x Depth (D) x Height (H)	Floor Area sq ft / sq m	Weight lb / kg
CL-66 LP2 / HL-66 LP2	6'6" x 6'6" x 7'4" 1981mm x 1981mm x 2235mm	5'10" x 5'10" x 6'6" 1778mm x 1778mm x 1981mm	29.75 sq ft 2.76 sq m	2045 lb 928 kg
CL-88 LP2 / HL-88 LP2	8'0" x 8'0" x 7'4" 2438mm x 2438mm x 2235mm	7'4" x 7'4" x 6'6" 2235mm x 2235mm x 1981mm	45.60 sq ft 4.24 sq m	2757 lb 1251 kg



**Economical CL/HL Series
Eckel Rooms & Suites
Sound Solutions for
Your Audiology Clinic**



Advanced Audiology Rooms & Suites Specifications

Ease of Access

The flush-mounted entry door with continuous magnetic seal allows test subjects to enter and exit easily.



C/H Series

The noise control standard of the Audiology Industry, Eckel's C/H Series represents the latest state of the art technological advancements in acoustic engineering.

Advanced Audiology Rooms & Suites Specifications

C 11 to 13 / H 11 to 13 Single Wall Audiology Rooms

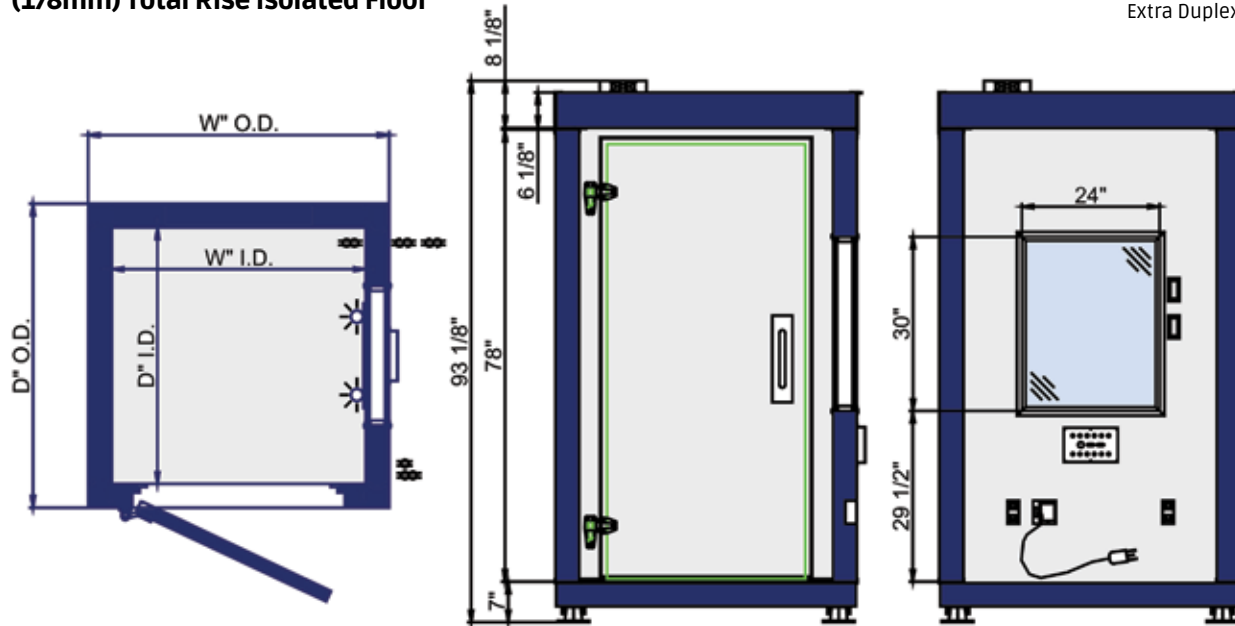
Cam-Lock (C) & H Batten (H)

All rooms and suites are available in Cam-Lock or H Batten configurations.

Optional Features

HVAC Collars (1 set) Single Wall Rooms (Includes Internal Utility Box For Thermostat by Others)
20" BY 60" (508mm x 1524mm) Window in Door
Upgrade TO 36" Clear Opening Door
Sprinkler Access Hole
Extra Duplex Outlets

7" (178mm) Total Rise Isolated Floor



Model C (Cam-Lock) H (H-Batten)	Outside Dimensions Width (W) x Depth (D) x Height (H)	Inside Dimensions Width (W) x Depth (D) x Height (H)	Floor Area sq ft / sq m	Weight lb / kg
C-11 / H-11	4'4" x 3'5" x 7'9" 1321mm x 1041mm x 2362mm	3'8" x 2'9" x 6'6" 1118mm x 838mm x 1981mm	14.00 sq ft 1.30 sq m	1518 lb 689 kg
C-11A/H-11A	4'4" x 4'4" x 7'9" 1321mm x 1321mm x 2362mm	3'8" x 3'8" x 6'6" 1118mm x 1118mm x 1981mm	18.75 sq ft 1.74 sq m	1754 lb 796 kg
C-12 / H-12	5'3" x 4'4" x 7'9" 1600mm x 1321mm x 2362mm	4'7" x 3'8" x 6'6" 1397mm x 1118mm x 1981mm	22.73 sq ft 2.11 sq m	1993 lb 904 kg
C-12B/H-12B	6'2" x 4'4" x 7'9" 1880mm x 1321mm x 2362mm	5'6" x 3'8" x 6'6" 1676mm x 1118mm x 1981mm	26.72 sq ft 2.48 sq m	2229 lb 1011 kg
C-13/H-13	6'2" x 5'3" x 7'9" 1880mm x 1600mm x 2362mm	5'6" x 4'7" x 6'6" 1676mm x 1397mm x 1981mm	32.38 sq ft 3.01 sq m	2515 lb 1141 kg



Visit Eckel's ALL NEW Audiology Website
www.audiologyrooms.com

Designed for Audiologists
& the Audiology Market.

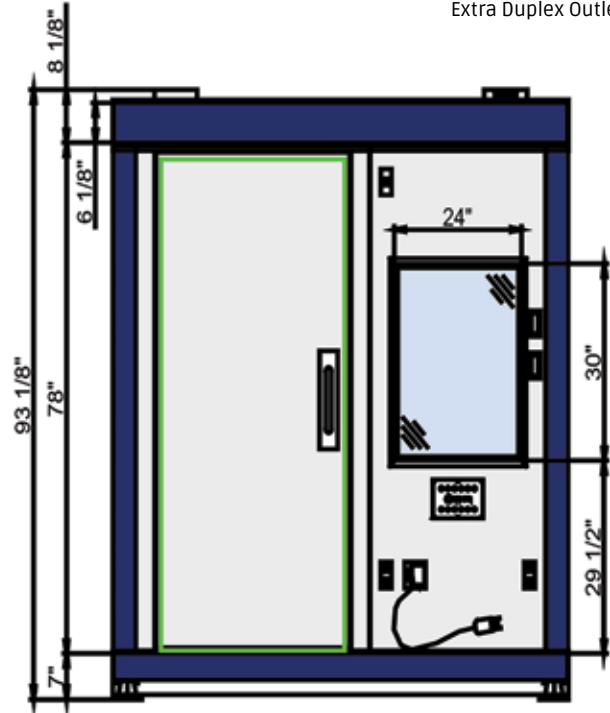
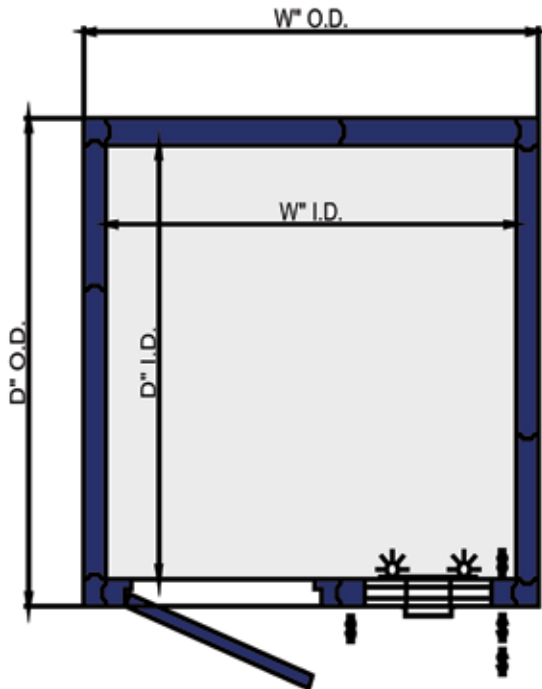
Advanced Audiology Rooms & Suites Specifications

C 12A to 17 / H 12A to 17
Single Wall
Audiology Rooms

Cam-Lock (C) & H Batten (H)
All rooms and suites are available in
Cam-Lock or H Batten
configurations.

Optional Features
HVAC Collars (1 set) Single Wall Rooms (Includes
Internal Utility Box For Thermostat by Others)
20" BY 60" (508mm x 1524mm) **Window in Door**
Upgrade TO 36" Clear Opening Door
Sprinkler Access Hole
Extra Duplex Outlets

7" (178mm) Total Rise Isolated Floor



Model C (Cam-Lock) H (H-Batten)	Outside Dimensions Width (W) x Depth (D) x Height (H)	Inside Dimensions Width (W) x Depth (D) x Height (H)	Floor Area sq ft / sq m	Weight lb / kg
C-12A / H-12A	7'1" x 4'4" x 7'9" 2159mm x 1321mm x 2362mm	6'5" x 3'8" x 6'6" 1956mm x 1118mm x 1981mm	30.67 sq. ft. 2.85 sq. m.	2466 lb 1119 kg
C-14 / H-14	7'1" x 6'2" x 7'9" 2159mm x 1880mm x 2362mm	6'5" x 5'6" x 6'6" 1956mm x 1676mm x 1981mm	43.48 sq. ft. 4.04 sq. m.	3074 lb 1394 kg
C-14A / H-14A	7'1" x 7'1" x 7'9" 2159mm x 2159mm x 2362mm	6'5" x 6'5" x 6'6" 1956mm x 1956mm x 1981mm	50.17 sq. ft. 4.66 sq. m.	3377 lb 1532 kg
C-15 / H-15	7'1" x 8'0" x 7'9" 2159mm x 2438mm x 2362mm	6'5" x 7'4" x 6'6" 1956mm x 2235mm x 1981mm	56.66 sq. ft. 5.26 sq. m.	3680 lb 1670 kg
C-15A / H-15A	8'0" x 8'0" x 7'9" 2438mm x 2438mm x 2362mm	7'4" x 7'4" x 6'6" 2235mm x 2235mm x 1981mm	64.00 sq. ft. 5.95 sq. m.	4005 lb 1817 kg
C-16 / H-16	8'11" x 8'0" x 7'9" 2718mm x 2438mm x 2362mm	8'3" x 7'4" x 6'6" 2515mm x 2235mm x 1981mm	71.73 sq. ft. 6.66 sq. m.	4333 lb 1965 kg
C-17 / H-17	9'10" x 8'11" x 7'9" 2997mm x 2718mm x 2362mm	9'2" x 8'3" x 6'6" 2794mm x 2515mm x 1981mm	87.68 sq. ft. 8.15 sq. m.	5030 lb 2282 kg

Eckel's C Series of audiology rooms are ideal for high noise, high traffic areas.

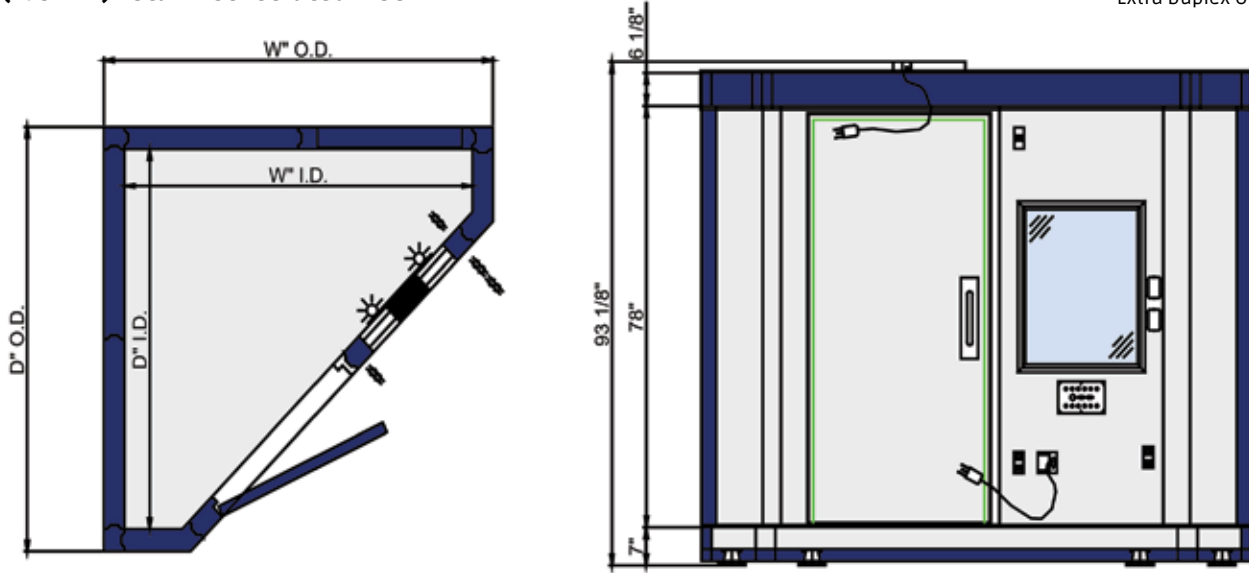
Advanced Audiology Rooms & Suites Specifications

C 66 to 88 / H 66 to 88
Single Wall
Audiology Rooms

Cam-Lock (C) & H Batten (H)
All rooms and suites are available in
Cam-Lock or H Batten
configurations.

Optional Features
HVAC Collars (1 set) Single Wall Rooms (Includes
Internal Utility Box For Thermostat by Others)
20" BY 60" (508mm x 1524mm) **Window in Door**
Upgrade TO 36" Clear Opening Door
Sprinkler Access Hole
Extra Duplex Outlets

7" (178mm) Total Rise Isolated Floor



Model C (Cam-Lock) H (H-Batten)	Outside Dimensions Width (W) x Depth (D) x Height (H)	Inside Dimensions Width (W) x Depth (D) x Height (H)	Floor Area sq ft / sq m	Weight lb / kg
C-66 / H-66	6'6" x 6'6" x 7'9" 1981mm x 1981mm x 2362mm	5'10" x 5'10" x 6'6" 1778mm x 1778mm x 1981mm	29.75 sq ft 2.76 sq m	2791 lb 1266 kg
C-88 / H-88	8'0" x 8'0" x 7'9" 2438mm x 2438mm x 2362mm	7'4" x 7'4" x 6'6" 2235mm x 2235mm x 1981mm	45.60 sq ft 4.24 sq m	3751 lb 1701 kg



Eckel Booths, Rooms & Suites
Noise Control for Audiometric
Testing & Analysis

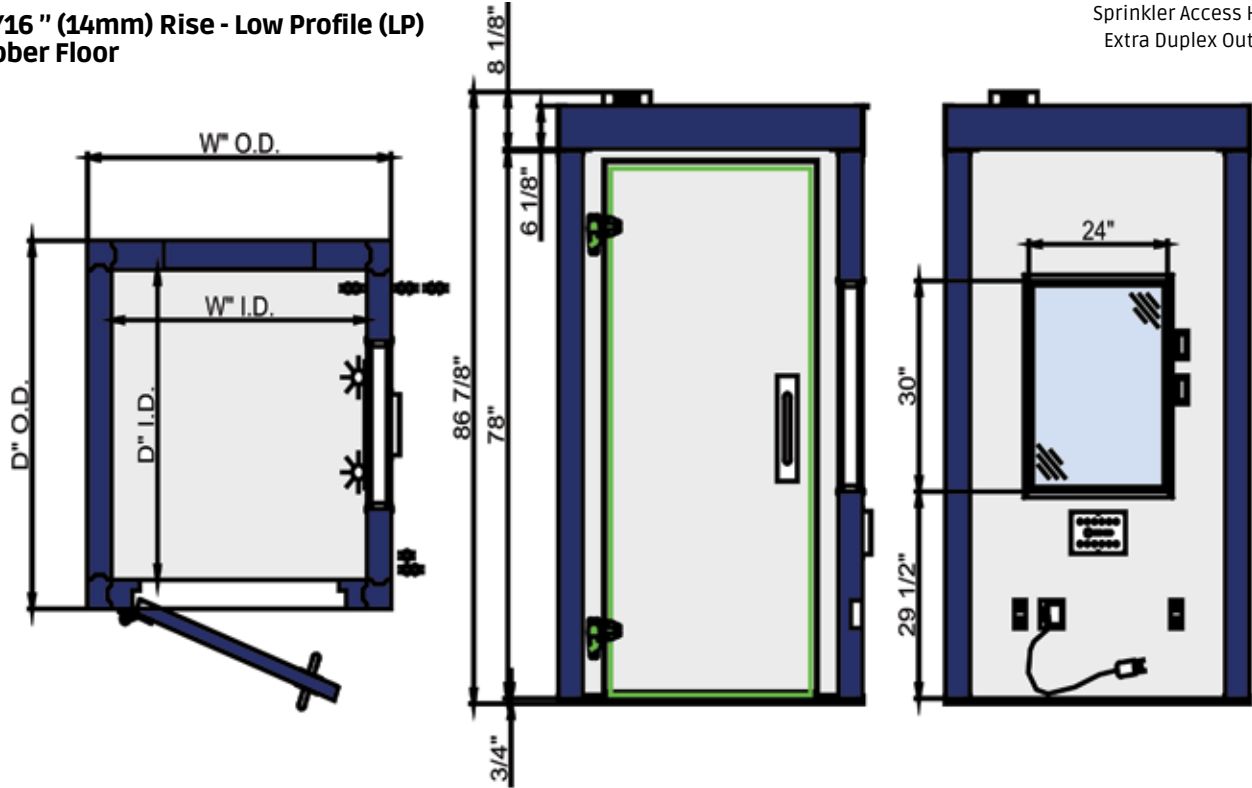
Advanced Audio Rooms & Suites Specifications

C 11 to 13 LP / H 11 to 17 LP
Single Wall
Audiology Rooms

Cam-Lock (C) & H Batten (H)
All rooms and suites are available in
Cam-Lock or H Batten
configurations.

Optional Features
HVAC Collars (1 set) Single Wall Rooms (Includes
Internal Utility Box For Thermostat by Others)
20" BY 60" (508mm x 1524mm) **Window in Door**
Upgrade TO 36" Clear Opening Door
Sprinkler Access Hole
Extra Duplex Outlets

1 9/16" (14mm) Rise - Low Profile (LP)
Rubber Floor



Model C (Cam-Lock) H (H-Batten)	Outside Dimensions Width (W) x Depth (D) x Height (H)	Inside Dimensions Width (W) x Depth (D) x Height (H)	Floor Area sq ft / sq m	Weight lb / kg
C-11 LP / H-11 LP	4'4" x 3'5" x 7'3" 1321mm x 1041mm x 2210mm	3'8" x 2'9" x 6'6" 1118mm x 838mm x 1981mm	14.00 sq ft 1.30 sq m	1320 lb 599 kg
C-11A LP / H-11A LP	4'4" x 4'4" x 7'3" 1321mm x 1321mm x 2210mm	3'8" x 3'8" x 6'6" 1118mm x 1118mm x 1981mm	18.75 sq ft 1.74 sq m	1504 lb 682 kg
C-12 LP / H-12 LP	5'3" x 4'4" x 7'3" 1600mm x 1321mm x 2210mm	4'7" x 3'8" x 6'6" 1397mm x 1118mm x 1981mm	22.73 sq ft 2.11 sq m	1689 lb 766 kg
C-12B LP / H-12B LP	6'2" x 4'4" x 7'3" 1880mm x 1321mm x 2210mm	5'6" x 3'8" x 6'6" 1676mm x 1118mm x 1981mm	26.72 sq ft 2.48 sq m	1873 lb 850 kg
C-13 LP / H-13 LP	6'2" x 5'3" x 7'3" 1880mm x 1600mm x 2210mm	5'6" x 4'7" x 6'6" 1676mm x 1397mm x 1981mm	32.38 sq ft 3.01 sq m	2083 lb 945 kg

Noise Reduction Coefficient (NRC) ratings measure materials for their sound absorptive quality. An NRC value of 0.40 is the minimum threshold of material considered to be sound absorptive.

Advanced Audio Rooms & Suites Specifications

C 12A-17 LP / H 12A-17 LP Single Wall Audiology Rooms

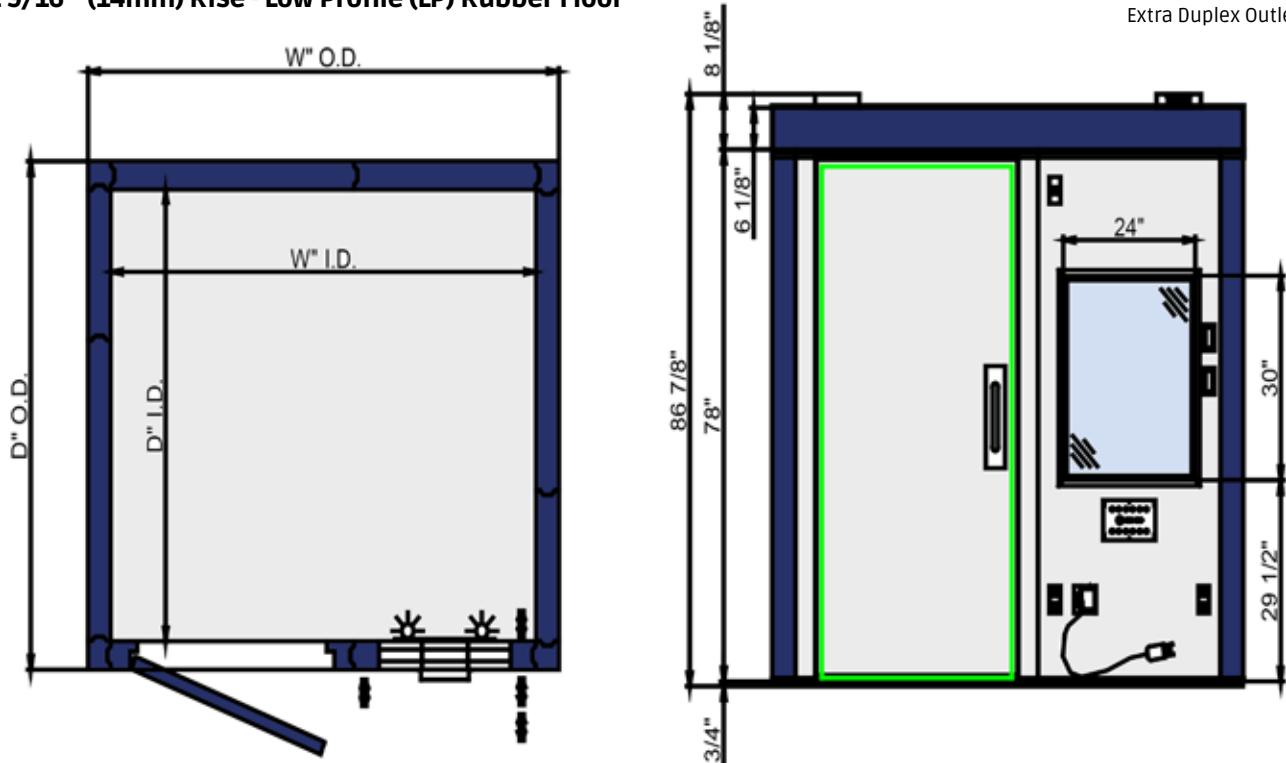
Cam-Lock (C) & H Batten (H)

All rooms and suites are available in Cam-Lock or H Batten configurations.

Optional Features

HVAC Collars (1 set) Single Wall Rooms (Includes Internal Utility Box For Thermostat by Others)
20" BY 60" (508mm x 1524mm) Window in Door
Upgrade TO 36" Clear Opening Door
Sprinkler Access Hole
Extra Duplex Outlets

1 9/16" (14mm) Rise - Low Profile (LP) Rubber Floor



Model C (Cam-Lock) H (H-Batten)	Outside Dimensions Width (W) x Depth (D) x Height (H)	Inside Dimensions Width (W) x Depth (D) x Height (H)	Floor Area sq ft / sq m	Weight lb / kg
C-12A LP / H-12A LP	7'1" x 4'4" x 7'3" 2159mm x 1321mm x 2210mm	6'5" x 3'8" x 6'6" 1956mm x 1118mm x 1981mm	30.67 sq. ft. 2.85 sq. m.	2057 lb 933 kg
C-14 LP / H-14 LP	7'1" x 6'2" x 7'3" 2159mm x 1880mm x 2210mm	6'5" x 5'6" x 6'6" 1956mm x 1676mm x 1981mm	43.48 sq. ft. 4.04 sq. m.	2493 lb 1131 kg
C-14A LP / H-14A LP	7'1" x 7'1" x 7'3" 2159mm x 2159mm x 2210mm	6'5" x 6'5" x 6'6" 1956mm x 1956mm x 1981mm	50.17 sq. ft. 4.66 sq. m.	2710 lb 1229 kg
C-15 LP / H-15 LP	7'1" x 8'0" x 7'3" 2159mm x 2438mm x 2210mm	6'5" x 7'4" x 6'6" 1956mm x 2235mm x 1981mm	56.66 sq. ft. 5.26 sq. m.	2928 lb 1328 kg
C-15A LP / H-15A LP	8'0" x 8'0" x 7'3" 2438mm x 2438mm x 2210mm	7'4" x 7'4" x 6'6" 2235mm x 2235mm x 1981mm	64.00 sq. ft. 5.95 sq. m.	3156 lb 1432 kg
C-16 LP / H-16 LP	8'11" x 8'0" x 7'3" 2718mm x 2438mm x 2210mm	8'3" x 7'4" x 6'6" 2515mm x 2235mm x 1981mm	71.73 sq. ft. 6.66 sq. m.	3386 lb 1536 kg
C-17 LP / H-17 LP	9'10" x 8'11" x 7'3" 2997mm x 2718mm x 2210mm	9'2" x 8'3" x 6'6" 2794mm x 2515mm x 1981mm	87.68 sq. ft. 8.15 sq. m.	3866 lb 1754 kg

Eckel's C LP Series of audiologic rooms are ideal for high noise, high traffic areas.

Advanced Audio Rooms & Suites Specifications

C 66 to 88 LP / H 66 to 88 LP
Single Wall
Audiology Rooms

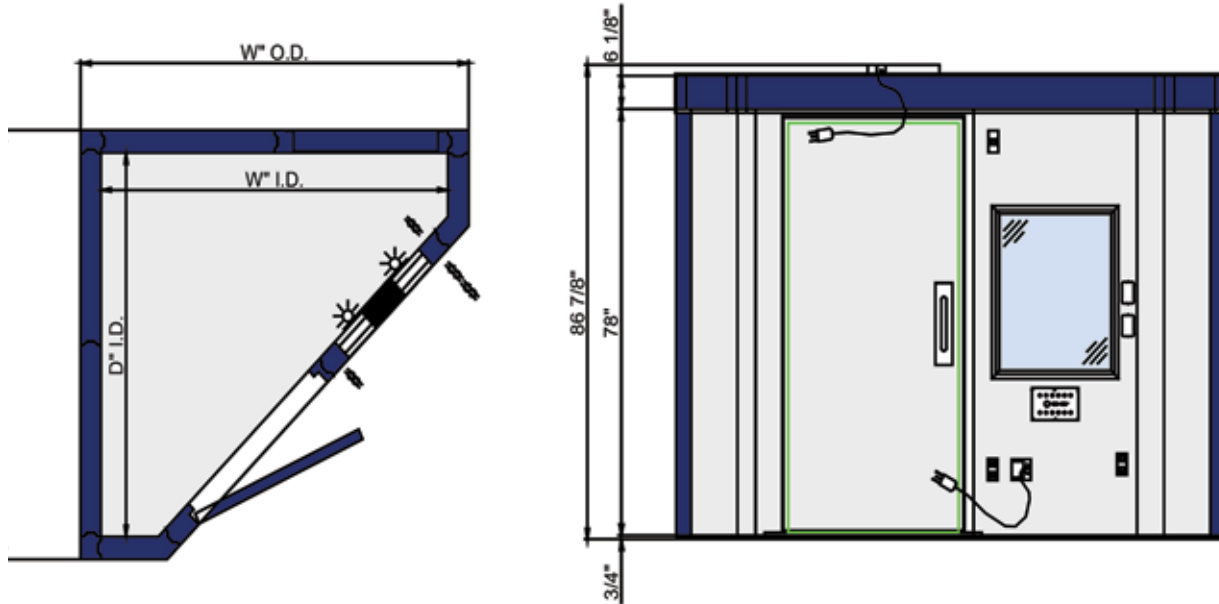
Cam-Lock (C) & H Batten (H)

All rooms and suites are available in Cam-Lock or H Batten configurations.

Optional Features

HVAC Collars (1 set) Single Wall Rooms (Includes Internal Utility Box For Thermostat by Others)
20" BY 60" (508mm x 1524mm) **Window in Door**
Upgrade TO 36" Clear Opening Door
Sprinkler Access Hole
Extra Duplex Outlets

1 9/16" (14mm) Rise - Low Profile (LP) Rubber Floor



Model C (Cam-Lock) H (H-Batten)	Outside Dimensions Width (W) x Depth (D) x Height (H)	Inside Dimensions Width (W) x Depth (D) x Height (H)	Floor Area sq ft / sq m	1316Weight lb / kg
C-66 LP / H-66 LP	6'6" x 6'6" x 7'3" 1981mm x 1981mm x 2210mm	5'10" x 5'10" x 6'6" 1778mm x 1778mm x 1981mm	29.75 sq. ft. 2.76 sq. m.	2229 lb 1011 kg
C-88 LP / H-88 LP	8'0" x 8'0" x 7'3" 2438mm x 2438mm x 2210mm	7'4" x 7'4" x 6'6" 2235mm x 2235mm x 1981mm	45.60 sq. ft. 4.24 sq. m.	2902 lb 1316 kg

**Audiologists
Rely on Eckel Booths,
Rooms & Suites to
Perform & Provide**

**Ideal Environments
For Accurate Audiometric
Testing & Analysis**



Advanced Audio Rooms & Suites Specifications

C 11 to 13 LP2 / H 11 to 13 LP2
Single Wall
Audiology Rooms

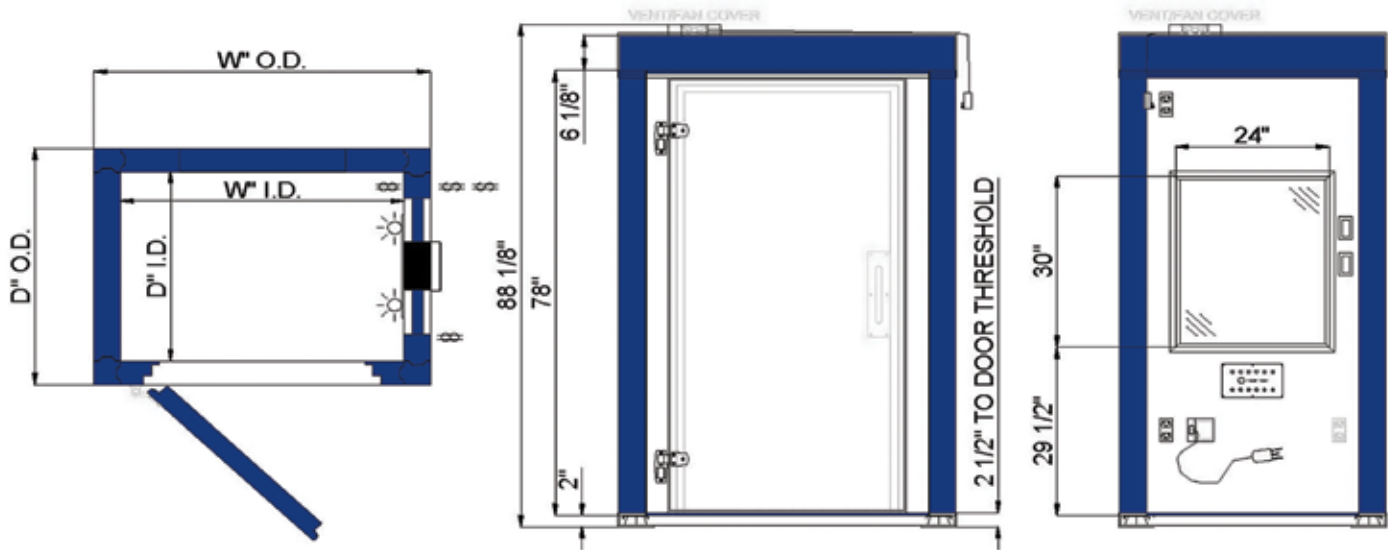
Cam-Lock (C) & H Batten (H)

All rooms and suites are available in Cam-Lock or H Batten configurations.

Optional Features

HVAC Collars (1 set) Single Wall Rooms (Includes Internal Utility Box For Thermostat by Others)
20" BY 60" (508mm x 1524mm) **Window in Door**
Upgrade TO 36" Clear Opening Door
Sprinkler Access Hole
Extra Duplex Outlets

2" (51mm) Total Rise Isolated Floor



Model C (Cam-Lock) H (H-Batten)	Outside Dimensions Width (W) x Depth (D) x Height (H)	Inside Dimensions Width (W) x Depth (D) x Height (H)	Floor Area sq ft / sq m	Weight lb / kg
C-11 LP2 / H-11 LP2	4'4" x 3'5" x 7'4" 1321mm x 1041mm x 2235mm	3'8" x 2'9" x 6'6" 1118mm x 838mm x 1981mm	14.00 sq ft 1.30 sq m	1320 lb 599 kg
C-11A LP2 / H-11A LP2	4'4" x 4'4" x 7'4" 1321mm x 1321mm x 2235mm	3'8" x 3'8" x 6'6" 1118mm x 1118mm x 1981mm	18.75 sq ft 1.74 sq m	1504 lb 682 kg
C-12 LP2 / H-12 LP2	5'3" x 4'4" x 7'4" 1600mm x 1321mm x 2235mm	4'7" x 3'8" x 6'6" 1397mm x 1118mm x 1981mm	22.73 sq ft 2.11 sq m	1689 lb 766 kg
C-12B LP2 / H-12B LP2	6'2" x 4'4" x 7'4" 1880mm x 1321mm x 2235mm	5'6" x 3'8" x 6'6" 1676mm x 1118mm x 1981mm	26.72 sq ft 2.48 sq m	1873 lb 850 kg
C-13 LP2 / H-13 LP2	6'2" x 5'3" x 7'4" 1880mm x 1600mm x 2235mm	5'6" x 4'7" x 6'6" 1676mm x 1397mm x 1981mm	32.38 sq ft 3.01 sq m	2083 lb 945 kg



**Eckel introduces a new Low Profile floor option
the LP2 low profile floor featuring a
2" (51mm) Total Rise**



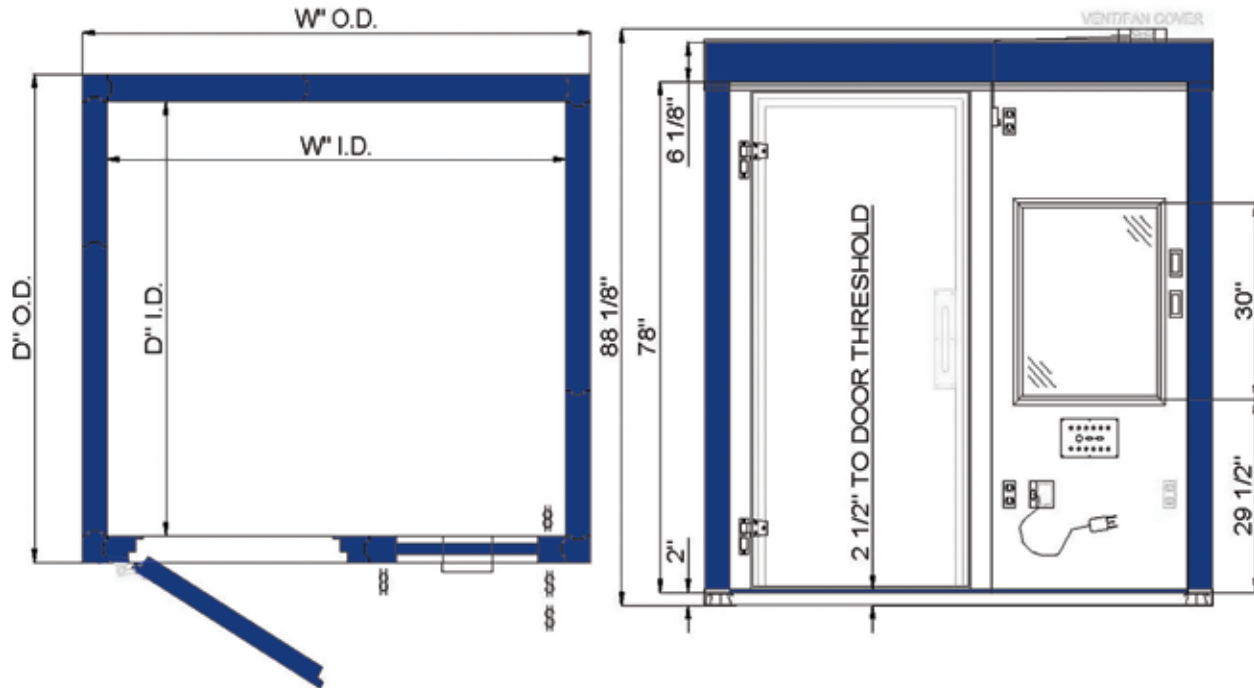
Advanced Audio Rooms & Suites Specifications

C 12A-17 LP2 / H 12A-17 LP2
Single Wall
Audiology Rooms

Cam-Lock (C) & H Batten (H)
All rooms and suites are available in
Cam-Lock or H Batten
configurations.

Optional Features
HVAC Collars (1 set) Single Wall Rooms (Includes
Internal Utility Box For Thermostat by Others)
20" BY 60" (508mm x 1524mm) Window in Door
Upgrade TO 36" Clear Opening Door
Sprinkler Access Hole
Extra Duplex Outlets

2" (51mm) Total Rise Isolated Floor



Model C (Cam-Lock) H (H-Batten)	Outside Dimensions Width (W) x Depth (D) x Height (H)	Inside Dimensions Width (W) x Depth (D) x Height (H)	Floor Area sq ft / sq m	Weight lb / kg
C-12A LP2 / H-12A LP2	7'1" x 4'4" x 7'4" 2159mm x 1321mm x 2235mm	6'5" x 3'8" x 6'6" 1956mm x 1118mm x 1981mm	30.67 sq. ft. 2.85 sq. m.	2057 lb 933 kg
C-14 LP2 / H-14 LP2	7'1" x 6'2" x 7'4" 2159mm x 1880mm x 2235mm	6'5" x 5'6" x 6'6" 1956mm x 1676mm x 1981mm	43.48 sq. ft. 4.04 sq. m.	2493 lb 1131 kg
C-14A LP2 / H-14A LP2	7'1" x 7'1" x 7'4" 2159mm x 2159mm x 2235mm	6'5" x 6'5" x 6'6" 1956mm x 1956mm x 1981mm	50.17 sq. ft. 4.66 sq. m.	2710 lb 1229 kg
C-15 LP2 / H-15 LP2	7'1" x 8'0" x 7'4" 2159mm x 2438mm x 2235mm	6'5" x 7'4" x 6'6" 1956mm x 2235mm x 1981mm	56.66 sq. ft. 5.26 sq. m.	2928 lb 1328 kg
C-15A LP2 / H-15A LP2	8'0" x 8'0" x 7'4" 2438mm x 2438mm x 2235mm	7'4" x 7'4" x 6'6" 2235mm x 2235mm x 1981mm	64.00 sq. ft. 5.95 sq. m.	3156 lb 1432 kg
C-16 LP2 / H-16 LP2	8'11" x 8'0" x 7'4" 2718mm x 2438mm x 2235mm	8'3" x 7'4" x 6'6" 2515mm x 2235mm x 1981mm	71.73 sq. ft. 6.66 sq. m.	3386 lb 1536 kg
C-17 LP2 / H-17 LP2	9'10" x 8'11" x 7'4" 2997mm x 2718mm x 2235mm	9'2" x 8'3" x 6'6" 2794mm x 2515mm x 1981mm	87.68 sq. ft. 8.15 sq. m.	3866 lb 1754 kg

Eckel's C LP2 Series of audiologic rooms are ideal for high noise, high traffic areas.

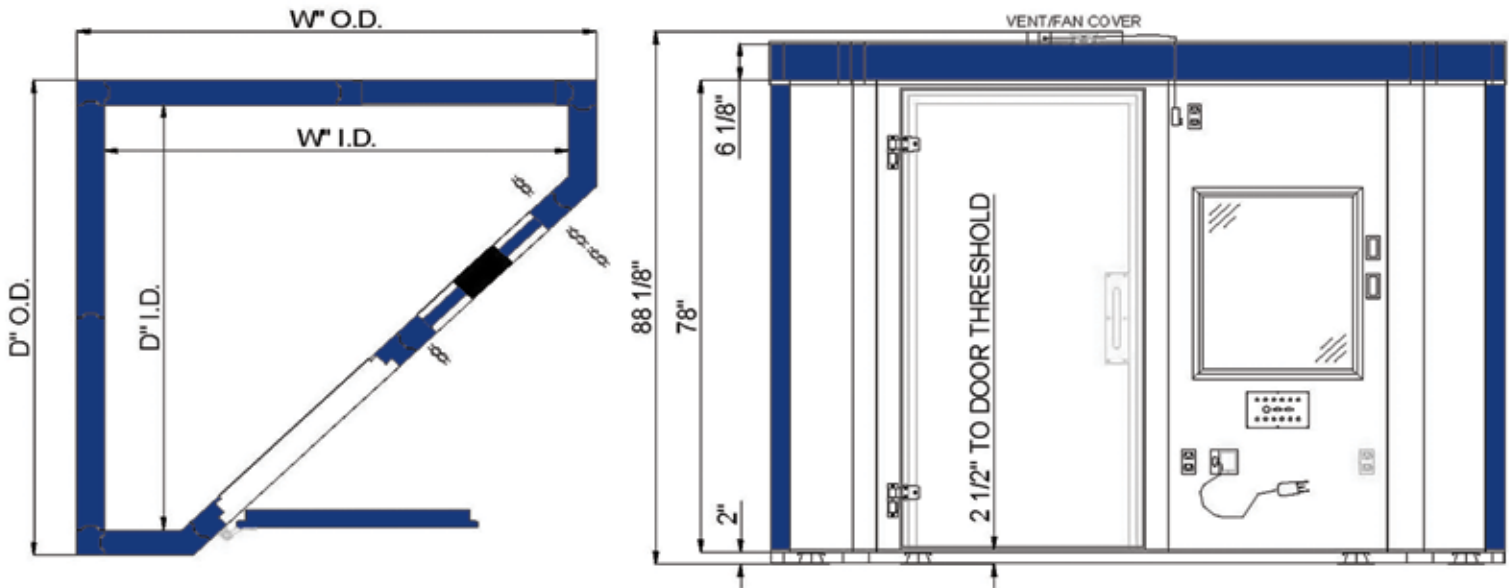
Advanced Audio Rooms & Suites Specifications

C 66 to 88 LP2 / H 66 to 88 LP2
Single Wall
Audiology Rooms

Cam-Lock (C) & H Batten (H)
All rooms and suites are available in
Cam-Lock or H Batten
configurations.

Optional Feature
HVAC Collars (1 set) Single Wall Rooms (Includes
Internal Utility Box For Thermostat by Others)
20" BY 60" (508mm x 1524mm) Window in Door
Upgrade TO 36" Clear Opening Door
Sprinkler Access Hole
Extra Duplex Outlets

2" (51mm) Total Rise Isolated Floor



Model C (Cam-Lock) H (H-Batten)	Outside Dimensions Width (W) x Depth (D) x Height (H)	Inside Dimensions Width (W) x Depth (D) x Height (H)	Floor Area sq ft / sq m	1316Weight lb / kg
C-66 LP2 / H-66 LP2	6'6" x 6'6" x 7'4" 1981mm x 1981mm x 2235mm	5'10" x 5'10" x 6'6" 1778mm x 1778mm x 1981mm	29.75 sq. ft. 2.76 sq. m.	2229 lb 1011 kg
C-88 LP2 / H-88 LP2	8'0" x 8'0" x 7'4" 2438mm x 2438mm x 2235mm	7'4" x 7'4" x 6'6" 2235mm x 2235mm x 1981mm	45.60 sq. ft. 4.24 sq. m.	2902 lb 1316 kg



**Trusted Audiologists
Trust Eckel for Providing
Noise Control Performance
Reliable & Comfortable
Testing Environments**

ECKEL
NOISE CONTROL TECHNOLOGIES

Double-Wall Room within a Room

Audiology Booths, Rooms & Suites

Quality engineering, unique design
and superb acoustic characteristics
are the hallmarks of Eckel's Audiology
Products & Systems

ECKEL
NOISE CONTROL TECHNOLOGIES

Advanced Audiology Rooms Specifications

C 24-27 / H 24-27 Series Double - Wall Clinical Audiology Rooms

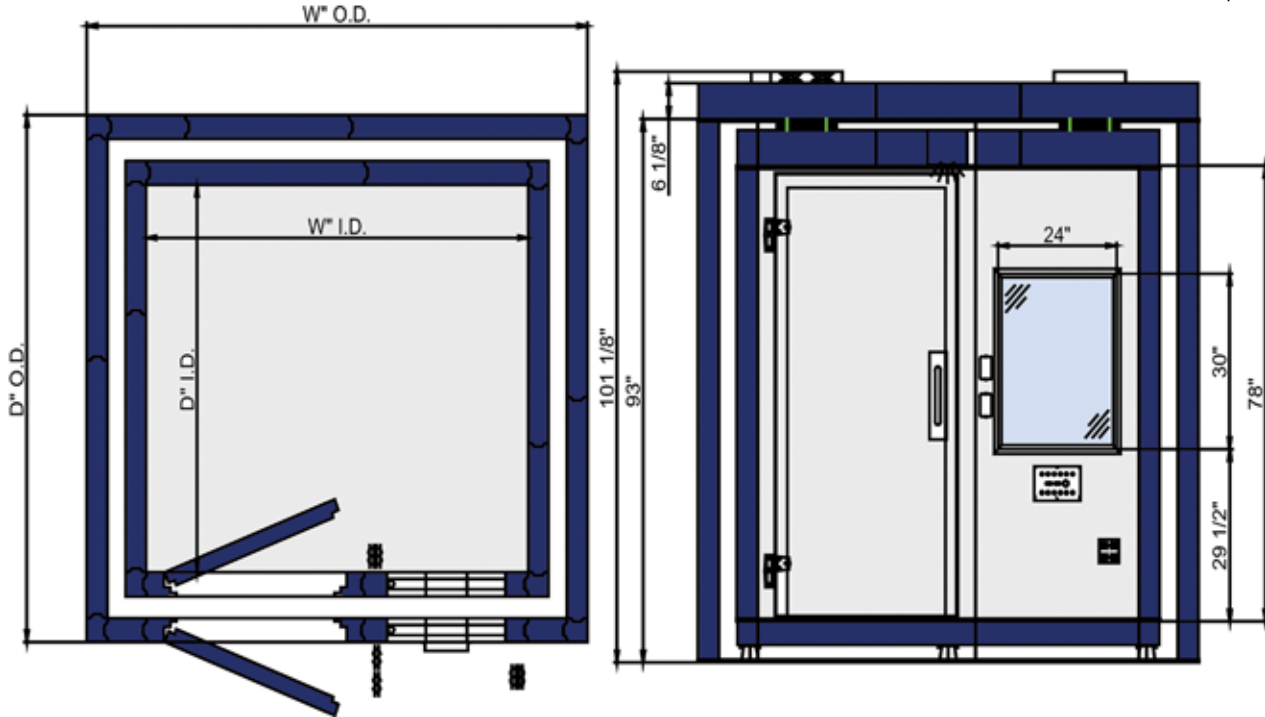
Cam-Lock (C) & H Batten (H)

All rooms and suites are available in
Cam-Lock or H Batten
configurations.

Optional Features

HVAC Collars (1 set) Single Wall Rooms (Includes
Internal Utility Box For Thermostat by Others)
20" BY 60" (508mm x 1524mm) **Window in Door**
Upgrade TO 36" Clear Opening Door
Sprinkler Access Hole
Extra Duplex Outlets

7" (178mm) Total Rise Isolated Floor



Model C (Cam-Lock) H (H-Batten)	Outside Dimensions Width (W) x Depth (D) x Height (H)	Inside Dimensions Width (W) x Depth (D) x Height (H)	Floor Area sq ft / sq m	Weight lb / kg
C-24 / H-24	8'5" x 7'5" x 8'5" 2565mm x 2261mm x 2565mm	6'5" x 5'5" x 6'6" 1956mm x 1651mm x 1981mm	62.43 sq ft 5.80 sq m	3562 lb 1616 kg
C-25 / H-25	9'4" x 8'5" x 8'5" 2845mm x 2565mm x 2565mm	7'4" x 6'5" x 6'6" 2235mm x 1676mm x 1981mm	78.53 sq ft 7.30 sq m	4078 lb 1850 kg
C-26 / H-26	10'3" x 9'4" x 8'5" 3124mm x 2845mm x 2565mm	8'3" x 7'4" x 6'6" 2515mm x 2235mm x 1981mm	95.63 sq ft 8.88 sq m	4634 lb 2102 kg
C-27 / H-27	11'2" x 10'3" x 8'5" 3404mm x 3124mm x 2565mm	9'2" x 8'3" x 6'6" 2794mm x 2515mm x 1981mm	114.4 sq ft 10.63 sq m	5189 lb 2354 kg

ROOM MODEL	OCTAVE BAND FREQUENCY (HZ)						
	125	250	500	1K	2K	4K	NIC
	NOISE REDUCTION (dB)						
C DOUBLE WALL STANDARD	44	58	75	86	91	95	67
H DOUBLE WALL STANDARD	48	64	79	81	79	>95	70
H DOUBLE WALL ADVANCED	48	67	95	>95	>95	>95	71



**Eckel's Double Wall C Series of audiology rooms are
ideal for high noise, high traffic areas.**

ADA Audiology Rooms & Suites Specifications

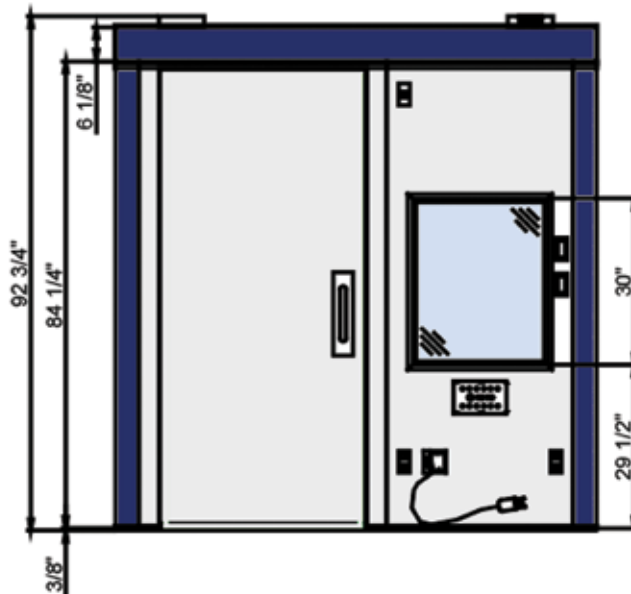
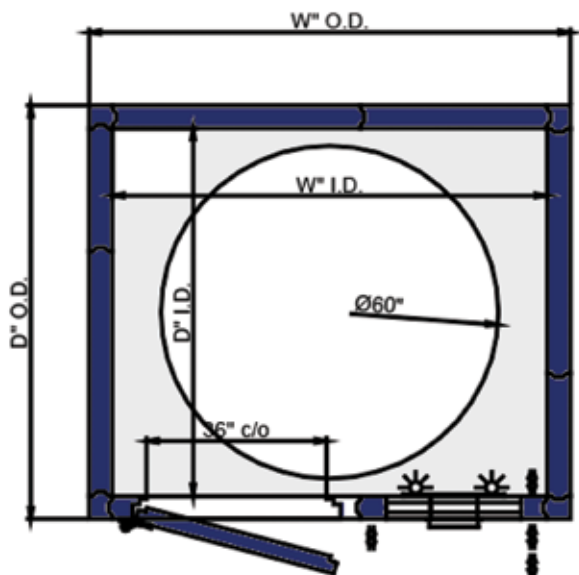
ADA C 12A to 17 LP / H 66 to 88 LP
Single Wall
ADA Compliant
Audiology Rooms

Cam-Lock (C) & H Batten (H)
All rooms and suites are available in
Cam-Lock or H Batten
configurations.

Optional Features:

- HVAC Collars (1 set) Single Wall Rooms (Includes Internal Utility Box For Thermostat by Others)
- 20" BY 60" (508mm x 1524mm) Window in Door
- Upgrade TO 36" Clear Opening Door
- Sprinkler Access Hole
- Extra Duplex Outlets

1 9/16" (14mm) Rise - Low Profile (LP)
Rubber Floor



Model C (Cam-Lock) H (H-Batten)	Outside Dimensions Width (W) x Depth (D) x Height (H)	Inside Dimensions Width (W) x Depth (D) x Height (H)	Floor Area sq ft / sq m	Weight lb / kg
ADA C-14 LP / H-14 LP	7'1" x 6'2" x 7'9" 2159mm x 1880mm x 2372mm	6'5" x 5'6" x 7' 1956mm x 1676mm x 2134mm	43.48 sq. ft. 4.04 sq. m.	2646 lb 1200 kg
ADA C-14A LP / H-14A LP	7'1" x 7'1" x 7'9" 2159mm x 2159mm x 2372mm	6'5" x 6'5" x 7' 1956mm x 1956mm x 2134mm	50.17 sq. ft. 4.66 sq. m.	2874 lb 1303 kg
ADA C-15 LP / H-15 LP	7'1" x 8'0" x 7'9" 2159mm x 2438mm x 2372mm	6'5" x 7'4" x 7' 1956mm x 2235mm x 2134mm	56.66 sq. ft. 5.26 sq. m.	3102 lb 1407 kg
ADA C-15A LP / H-15A LP	8'0" x 8'0" x 7'9" 2438mm x 2438mm x 2372mm	7'4" x 7'4" x 7' 2235mm x 2235mm x 2134mm	64.00 sq. ft. 5.95 sq. m.	3340 lb 1515 kg
ADA C-16 LP / H-16 LP	8'11" x 8'0" x 7'9" 2718mm x 2438mm x 2372mm	8'3" x 7'4" x 7' 2515mm x 2235mm x 2134mm	71.73 sq. ft. 6.66 sq. m.	3581 lb 1624 kg
ADA C-17 LP / H-17 LP	9'10" x 8'11" x 7'9" 2997mm x 2718mm x 2372mm	9'2" x 8'3" x 7' 2794mm x 2515mm x 2134mm	87.68 sq. ft. 8.15 sq. m.	4083 lb 1852 kg

The Americans with Disabilities Act prohibits discrimination and guarantees that people requiring accommodation have the same rights to opportunities and services as everyone else.

ADA Audiology Rooms & Suites Specifications

ADA C 88 LP / H 88 LP
Single Wall
ADA Compliant
Audiology Rooms

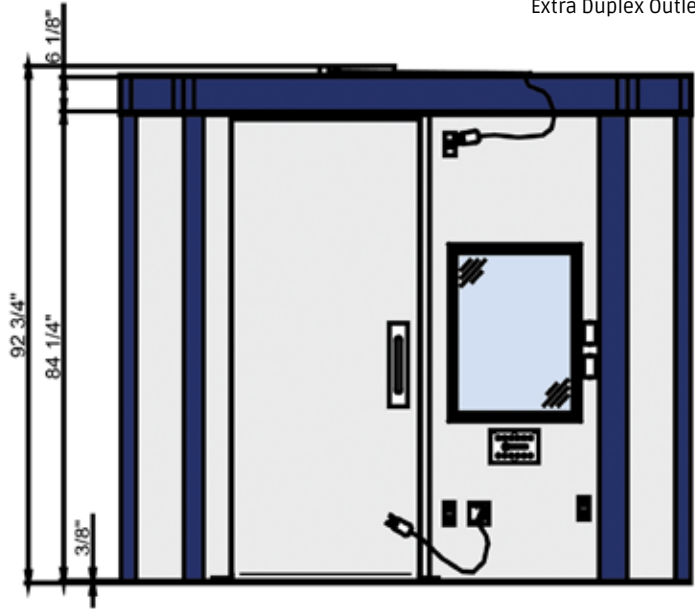
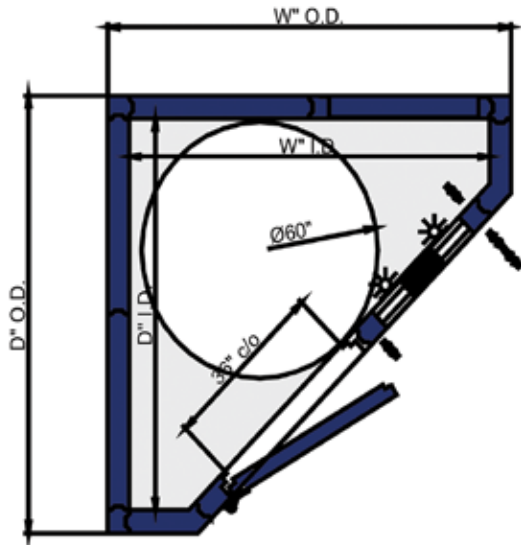
Cam-Lock (C) & H Batten (H)

All rooms and suites are available in Cam-Lock or H Batten configurations.

Optional Features

HVAC Collars (1 set) Single Wall Rooms (Includes Internal Utility Box For Thermostat by Others)
20" BY 60" (508mm x 1524mm) Window in Door
Upgrade TO 36" Clear Opening Door
Sprinkler Access Hole
Extra Duplex Outlets

**1 9/16" (14mm) Rise - Low Profile (LP)
Rubber Floor**



Model C (Cam-Lock) H (H-Batten)	Outside Dimensions Width (W) x Depth (D) x Height (H)	Inside Dimensions Width (W) x Depth (D) x Height (H)	Floor Area sq ft / sq m	Weight lb / kg
ADA C-88 LP / H-88 LP	8'0" x 8'0" x 7'9" 2483mm x 2483mm x 2362mm	7'4" x 7'4" x 7' 2235mm x 2235mm x 2134mm	45.60 sq ft 4.24 sq m	3066 lb 1391 kg



**Eckel ADA Compliant
Booths, Rooms & Suites
Provide Wheelchair Access &
Accommodation for People with
Disabilities.**





Custom finishes help to comfort children and families

Limitless Possibility

Eckel has a wide variety of customized panel, room and suite treatments to make your audiology environment a reflection of you and the clients you serve.



A finish of greens and white make a state of the art audiology system in Ireland shine. Eckel's customized approach to end-user satisfaction allows our clients and their customers to enjoy a wide array of attractive color and image overlay treatments.

Eckel's engineered noise control products and systems are strong to the finish with a wide variety of custom treatments to appeal to the style and tastes of your valued clientele.

Dream it!

Push the limits of your imagination! Eckel Design Teams deliver a variety of creative custom finishes, corporate branding, bright imagery and memorable color combinations to

present your audiology business ahead of the competition. Children and adults alike are thrilled to find brilliant pictures and colours over the expected sterility of traditional workplace environments.



An audiologist and her hot pink suite bring joy to a child.



ECKEL

NOISE CONTROL TECHNOLOGIES

Innovative Technologies to
Better the Human
Experience

35 Allison Avenue PO Box 776
Morrisburg, Ontario K0C 1X0
Canada
Phone: +1-613-543-2967

Eckel Product Inquiries
1-800-563-3574
support@eckelacoustics.com
sales@eckelacoustics.com

100 Groton-Shirley Rd
Ayer, Massachusetts 01432
United States
Phone: +1-978-772-0840

Audiology Rooms 2019

Find Your Local e3
Equipment Expert

Toll-free 1-800-323-4371
info@e3diagnostics.com
www.e3diagnostics.com

e3 Representative: _____

