

Science **made** smarter

VisualEyes™ 505

Video Frenzel
made digital

Video Frenzel
system for superior
observation and
recording of
eye movements



Micromedical
by Interacoustics


Interacoustics

Audiometry

Tympanometry

ABR

OAE

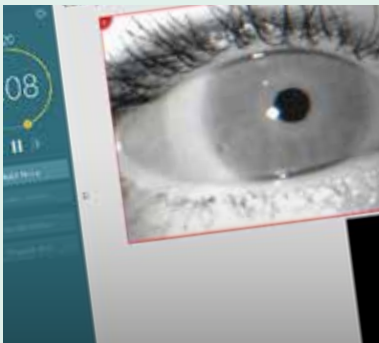
Hearing Aid Fitting

Balance


Superior nystagmus observation

Synchronized replay
of situation video, eye
image(s), and sound

Integrated patient
database



Playback mode

VisualEyes™ 505 provides ideal conditions for fixation-free observation and recording of eye movements during:

- Spontaneous testing
- Positional and Dix-Hallpike testing
- Head Shaking testing
- User defined testing

The goggle

The VisualEyes™ 505 system incorporates the industry's leading goggle design, also known from the clinical VisualEyes™ USB VNG systems.

- Light weight with easy fitting covers
- Built in fixation light
- Disposable foam cushions provide a sanitary solution for the side mounted camera models
- Convenient side remote button to start video recordings in the top mounted camera model*
- Comfortable
- Completely light tight fit
- One or two cameras - upgrade as needed



Easy capability to export videos

The USB cameras connect directly to a laptop or a desktop computer. Infrared illumination and high resolution cameras with focus adjustment allow for superior image quality.

- Clear observation of torsional movement



USB cameras with a variety of goggle options



Synchronized videos of eye movements and patient movements

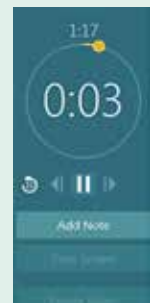
Video recording

The VisualEyes™ 505 displays both eye and situation camera images on the screen. You can use the slider bar to determine how large you would like each image to be.

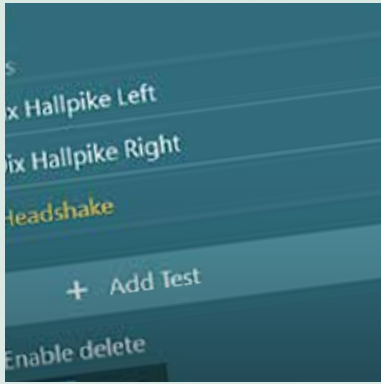
- Recording indicator with elapsed time
- Pre-labelled tests or create your own test names
- Remote controlled video recording and fixation light with optional handheld remote, foot pedal or goggle button*
- Video files are stored in MP4 file format

Video playback

- Advanced Video Playback with 10 second rewind and frame by frame motion options
- In synch situational videos and sound
- Notes can be created to indicate events of interest within the video



Playback controls



Available tests panel

External situation video

The VisualEyes™ 505 includes an external camera for recording of sound and video images from the examination.

- Synchronized sound, eye image video and external situation video.

The software

The VisualEyes™ 505 is an independent software module operated from the OtoAccess™ patient database. The Win 10 touch capable user interface is designed for maximum user satisfaction with intuitive procedures and a supportive design.

- View all sessions for every patient in the database
- Multi-language interface
- Report editor with word processing function



Science made smarter

Interacoustics is more than state-of-the-art solutions

Our mission is clear. We want to lead the way in audiology and balance by translating complexity into clarity:

- Challenges made into clear solutions
- Knowledge made practical
- Invisible medical conditions made tangible and treatable

Our advanced technology and sophisticated solutions ease the lives of healthcare professionals.

We will continue to set the standard for an entire industry. Not for the sake of science. But for the sake of enabling professionals to provide excellent treatment for their millions of patients across the globe.

Interacoustics-us.com


Interacoustics USA
10393 West 70th Street
Eden Prairie, MN 55344

T +1 800 947 6334
F +1 952 903 4200

info@interacoustics-us.com
interacoustics-us.com

Go online to
explore our
full product
range

Related products



EyeSeeCam vHIT
Video Head Impulse Test



Virtual SVV
Subjective Visual Vertical



VisualEyes 525
Complete VNG solution for
balance assessment

Product specifications

All technical and hardware specifications concerning all products can be downloaded from our website.



Interacoustics