

Science **made** smarter

Lyra

Clinical OAE
made simple

When
all you need
is OAE




Interacoustics

Audiometry

Tympanometry

ABR

OAE


Hearing Aid Fitting

Balance

Lyra

100% OAE



Lyra and the IA OAE Suite combine fast and comprehensive DPOAE and TEOAE testing.

Fast and reliable results

Lyra is the obvious choice when performing clinical OAE measurements. The fast and reliable OAE measurements reduce your test time and give you more time for the patient.

Portable yet powerful

It is easy to connect Lyra via USB to your PC and operate it in the IA OAE Suite. Lyra is fully powered by the USB connection, eliminating the need for an external power supply. This together with the small footprint will simplify your work day as you can easily bring the Lyra from one location to another.

Perfect for children & adults

You do not have to worry about different ear sizes or changing probe for different age groups when testing with Lyra. The lightweight probe and variety of ear tips fit into any ear canal size, making Lyra suitable for testing on both children and adult patients. The automatic in-ear-detection function before, during and after each measurement together with the probe check graph ensure confidence in handling your patient as well as the obtained measurements.

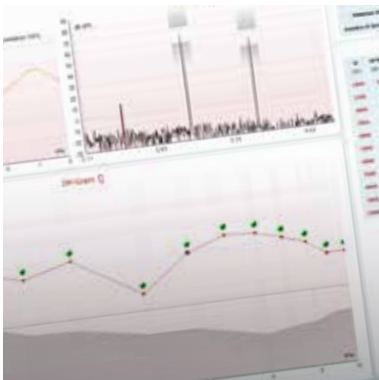
Combine DPOAE and TEOAE your way

Whether you prefer DPOAE, TEOAE or a combination, Lyra offers a software suite that meets all your requirements for fast and flexible OAE measurements.

The IA OAE Suite is extremely easy to navigate and ensures a natural and simple workflow. The software also allows for detailed interpretation and analysis of test data, and you can easily switch between DPOAE and TEOAE without exiting the software.

OtoAccess® for easy data storage

The IA OAE Suite runs within the OtoAccess® database from Interacoustics. This makes it possible to combine your OAE measurements with other test results of a given patient stored in the database. Lyra and the IA OAE Suite are also compatible with Noah.



DPOAE



TEOAE

The IA OAE Suite
is based on many
years of clinical
experience



Lyra

IA OAE Suite

The intuitive
workflow makes
the IA OAE Suite
fast and easy
to operate





**Lightweight
probe designed
for any ear size**

Made for OAE professionals by OAE specialists

Many years of experience.

Listening to clinicians.

Refining every detail.

That's what Lyra is made from.

High performance OAE

Lyra employs advanced detection algorithms to offer fast and reliable testing.

Bayesian weighted averaging combats against noise from the patient (moving, sucking, breathing) and from the test environment, reducing test times by up to 50%*.

The automatic in-ear-stimulus calibration ensures that the correct stimulus level is delivered at the ear drum, no matter the patient's ear canal volume. In other words, accurate stimulus level = accurate results.

Furthermore, use of the DP reliability function ensures correct response detection and confidence when analyzing clinical DPOAE measurements.

Comprehensive clinical OAE

The IA OAE Suite offers a variety of testing options making it easy to obtain the most comprehensive clinical OAE measurements.

DPOAE

For DPOAE you can test within the frequency range of 500 Hz to 10 kHz. You can manually select to test additional DP points if more comprehensive information is needed. Individual tests can include up to 32 points in the DP-Gram for a thorough investigation of cochlear outer hair cell function.

Additionally, you can choose to extend the entire test on the fly in noisy test situations, or extend testing at specific frequencies for further investigation.

TEOAE

The frequency range for TEOAE is 500 Hz to 5.5 kHz. You have the option to choose between bar view, which displays results in half octave bands, and FFT (fast fourier transform) view (up to 8 kHz).

Just as for DPOAE, it is possible to extend the test time during and after testing to obtain the best possible results.

Ototoxicity monitoring

The IA OAE Suite's historic overlay function allows you to compare test results over time. This is especially valuable when you perform ototoxicity monitoring.

Have the protocols your way

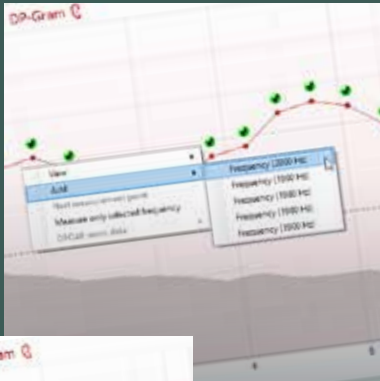
The IA OAE Suite includes a range of test protocols to suit most patient groups and test purposes. Protocols can also be created or adjusted to suit your specific clinical needs from screening with pass/refer labels to thorough clinical OAE assessments.

Analysis with normative data

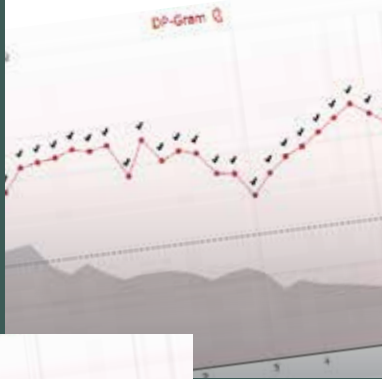
The IA OAE Suite enables normative data to be displayed on the DP-Gram or TE response graph to ensure results can be assessed as present and normal, present but abnormal or absent. This allows you to analyze and report on your results with confidence.

*Based on in-house validation studies.

Adding DP points



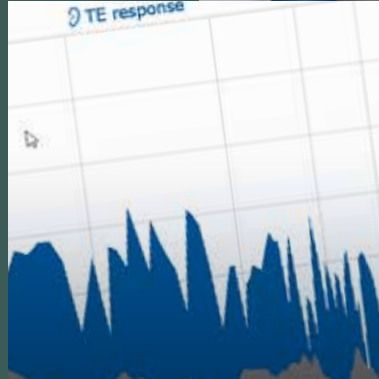
DP-Gram with 32 points



Adding DP points



FFT view



Historic overlay function



Advanced
in-ear-detection
ensures a reliable
OAE result every
time



Science made smarter

Interacoustics is more than state-of-the-art solutions

Our mission is clear. We want to lead the way in audiology and balance by translating complexity into clarity:

- Challenges made into clear solutions
- Knowledge made practical
- Invisible medical conditions made tangible and treatable

Our advanced technology and sophisticated solutions ease the lives of healthcare professionals.

We will continue to set the standard for an entire industry. Not for the sake of science. But for the sake of enabling professionals to provide excellent treatment for their millions of patients across the globe.

Interacoustics-us.com

Interacoustics USA
10393 West 70th Street
Eden Prairie, MN 55344

+1 800 947 6334

info@interacoustics-us.com
interacoustics-us.com

Go online to
explore our
full product
range

Related products



Eclipse

One platform for AEP, ASSR,
VEMP and OAE.



Titan

Tympanometry, OAE,
ABRIS and WBT



Callisto

Portable audiometry,
REM & HIT

Product specifications

All technical and hardware specifications concerning all products can be downloaded from our website.



Interacoustics