

NEW

OAE/AABR

Otoport^{Pro}



SCREENER
FAST | EASY | CLEAR



CLINICAL
OAEs DESIGNED FOR THE CLINIC



ADVANCED CLINICAL
WITH EXTENDED OAE FUNCTIONS

NEW



Otoport *Pro*

OAE / AABR

Otoport Pro will meet your needs whatever your clinical requirements, size or type of screening program. It's a compact, easy to operate handheld device featuring unrivalled adaptability.

The Otoport Pro brings together over 35 years of expertise in one portable device. Otodynamics was the first OAE company and we pioneered methods that set the OAE gold standard. The reliability and performance of Otodynamics' AABR screening algorithm has been proven in universal newborn hearing screening programs around the world.

For screening, select the Otoport Pro Screener model with the test combination you prefer. From infant screening with AABR, OAE, or AABR+OAE to Pediatric screening with OAEs. High specificity relies on good testing conditions and here the Otoport Pro Screener scores by assessing the testing environment and providing essential feedback.

For investigations, the Otoport Pro has powerful clinical analysis models with fully customizable OAE protocols. Each test is saved with the actual physiological response. Choose the Otoport Pro Advanced Clinical model for clinical research and access to selected research functions for IRB approved projects.



HIGHLY ADAPTABLE
Meeting your screening & clinical needs



FULLY CUSTOMIZABLE
Up to 16 protocols available



ANY TEST COMBINATION
DP | TE | AABR | DP+AABR |
TE+AABR | DP+TE+AABR



VISUAL DISTRACTION DISPLAY
Friendly pediatric animations



QR SCAN
For data entry & login

CHOOSE YOUR OTOPORT PRO MODEL

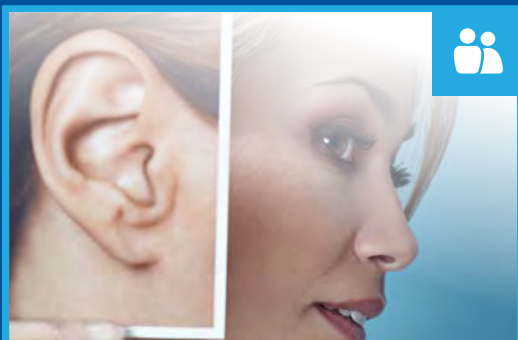
Every Otoport Pro has the same hardware, ensuring reliability, uniform performance, and upgradability. Three distinct firmware versions provide levels of functionality tailored to three application areas.



The Screener model

SCREENER *Fast | Easy | Clear*

The Otoport Pro Screener has been expertly designed to be flexible, simple, easy-to-use, and fast, while meeting all your screening needs from newborn screening through to pediatric assessments. Screeners are aided to identify problems by on-screen messages, to improve their techniques, and thereby improve overall performance of the program. Choose any one or a combination of DPOAE, TEOAE and AABR tests. Upgrade later with a QR license activation. Each test type delivers reliability and performance with ultra fast, accurate and clear results.



Includes Screener model

CLINICAL *OAEs designed for the clinic*

The Otoport Pro Clinical has exactly what's needed for clinical OAEs at a highly competitive price. Six powerful customizable protocols, including 12 frequency 1-8kHz DPgram with normative range markers. Clinical OAEs have real clinical value with adults and older children, alerting you to the possibility of both conductive and cochlear losses. The Otoport Pro Clinical includes all the Otoport Pro Screener functions and beyond. With one touch, the Otoport Pro Clinical can be configured for adult, pediatric or infant screening applications.



Includes Screener & Clinical model

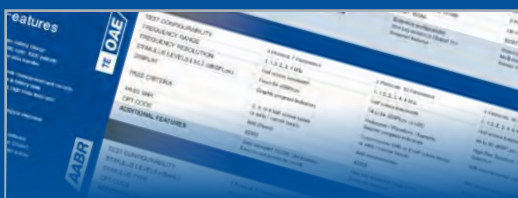
ADVANCED CLINICAL *With extended OAE functions*

Benefit from the full range and power of the Otoport Pro with the Advanced Clinical. Boasting 16 fully customizable protocols, the Otoport Pro Advanced Clinical model will perform in the most demanding of clinics. Incorporating all the functions of the Otoport Pro Screener and Clinical models, the Advanced clinical has three additional investigational OAE functions. DP ZOOM explores DP-gram features at up to 100 points per octave resolution. Stimulus levels are configurable in 1dB steps. DP GROWTH provides multi stimulus level DPOAE measurements at any frequency 1-8kHz. MULTI TEST function linking up to 4 loopable test protocols allowing you to build a sequence of different DP and/or TE tests.



FEATURES COMMON TO ALL MODELS

Learn more about the large number of features that are included in every Otoport Pro model.



QUICKLOOK GUIDE

Review the quick look guide to compare. at a glance, each Otoport Pro model and their related DPOAE, TEOAE and AABR specifications. See additional options for your Otoport Pro



Otoport Pro

SCREENER

FAST | EASY | CLEAR

OAE / AABR

The Otoport Pro Screener comes pre-configured for screening efficiency and arrives ready to go. Whether you choose AABR or OAE as your primary screen, Otoport Pro requires minimal training to achieve fast and clear results. To meet your special requirements, you can also customize test protocols and use OAE and AABR in combination.

With Otoport Pro you get multiple days of use between battery charges. Its robust design, large onboard searchable patient database and detailed response capture, means Otoport Pro can meet all your screening and program management needs.

UNIQUE DISTRACTION DISPLAY

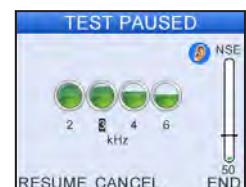
When conducting challenging pediatric OAE assessments, the Otoport Pro has 6 visual distraction animations that helps to keep the child quiet and engaged. The child is encouraged to remain quiet as they watch the onscreen cartoon gradually filling with color. If noise is detected during the test, the colors quickly fade and return when the child settles creating positive reinforcement.

STREAMLINED TESTING

| ID | FAMILY |
|-------------|--------|
| 2E3B7605 | Doe |
| 2E3B7610... | Bloom |
| 2E3B7628... | Hall |
| 2E3B7637... | Lewis |
| 2E3B7647... | Martin |

Use the programmable Work List feature to plan your screening workload.

PAUSE CONTROL



Pause and resume a test at any time to check probe fit, adjust the environment or to allow time to settle a patient.

1. QUICK INPUT



Effortlessly enter patient details via QR code scanning*, worklist or enter manually.

2. EASY FIT

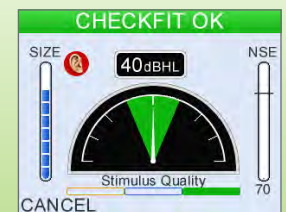


Otodynamics right angled probe can be used for both OAE & AABR testing. Its unique design makes it easy to achieve a good probe fit.

Ear cups can also be used with the Otoport Pro. However, using the probe inserted into the ear for AABR can reduce consumable costs. Otoport Pro can perform single or dual probe testing.

3. SUPERIOR PRE-TEST ANALYSIS

| MN | PN | kΩ |
|----|----------|-----|
| + | Positive | 3.2 |
| ○ | Common | 5.0 |
| - | Negative | 2.3 |
| | Balance | 0.9 |



See test progress every step of the way, automated alerts are displayed if changes in stimulus levels, impedance, or excess noise that may effect the test.

For AABRs, superior pre-test environment checks provides separate powerline & infant noise indicators and quickly identify if a specific electrode has high impedance.

Otoport Pro

SCREENER

CHOOSE YOUR TEST TYPES

DP OAE



✓ INFANT ✓ PEDIATRIC

Tests 4 frequencies (2,3,4,& 6kHz) with a choice of 3 preset stimulus levels, optimized for screening. Rapidly test infants and pre-school children.


TE OAE



✓ INFANT

Tests up to 5 half octave frequency bands (1,1.5, 2, 3 & 4kHz) using our 'Quickscreen' click stimulation at 84dB SPLpe, proven in the worlds most extensive screening trials. TEOAEs are fast and effective for infant screening.

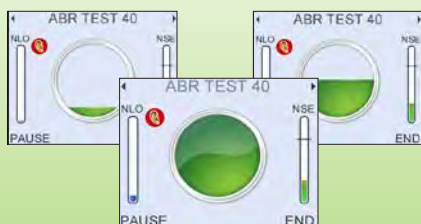
AABR



✓ INFANT

Tests using short Chirp stimulation, configurable between 35 and 45dBnHL designed for newborn screening. Results are fast and with continuous monitoring of Fsp and ABR waveform shape to ensure that a 'clear response' is a true response.

4. CLEAR TEST PROGRESSION



See test progress every step of the way, automated alerts are displayed if changes in stimulus levels, impedances, or excess noise levels that may effect the test.

5. FAST RESULT



The Otoport Pro Screener is fast, easy and clear. With just 2 key presses**, achieve a clear response.

OAE in as little as 7 seconds
AABR average pass in 80 seconds

6. SMOOTH DOWNLOAD



Data transfer is quick and easy. Simply plug-in and tests can be automatically downloaded to Otolink PC software, wired or wirelessly

For AABR there is continuous monitoring of Fsp and ABR waveform shape to ensure that a 'clear response' is a true response.

* Hospital QR and barcoded IDs vary. The specification of your facilities QR/Barcode format is required to confirm compatibility.

** Quick Start option enabled



Otoport Pro **CLINICAL**

OAEs DESIGNED FOR THE CLINIC

The Otoport Pro Clinical model provides fast and accurate DPOAE recordings on adults, children, infants, and much more with extensive configurability and expandability.

At the heart of the Clinical is a 12 frequency 1-8kHz DPgram with 1/4 octave resolution with 6 stimulus formats. Smart frequency sweep management optimizes test time and settable normative range markers assist your interpretation of the results.

You can create customized DPOAE test protocols for special requirements. Use multiple levels to record cochlear function to high accuracy e.g. for the detection of changes with therapy or for monitoring cochlear status over time.

Every test stimulus is optimized using our unique 'in-the-ear calibration' process. Test details and responses are saved to the onboard patient records database, which you can search and review on the device. Or transfer results to PC, via USB or Bluetooth download, for more detailed examination with the included Otolink PC software.

The Otoport Pro Clinical includes all the OAE functions of the Otoport Pro Screener with increased protocols and customization.

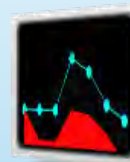


KEY FEATURES



DP 12 FREQUENCY

Two customizable 1-8kHz DPgram protocols with 1/4 octave resolution and 6 selectable stimulus formats. Smart frequency sweep management optimizes test time and settable normative range markers assist interpretation



DP OAE

Two 1-8kHz customizable protocols with Half octave line-graph, histogram and frequency circle display.

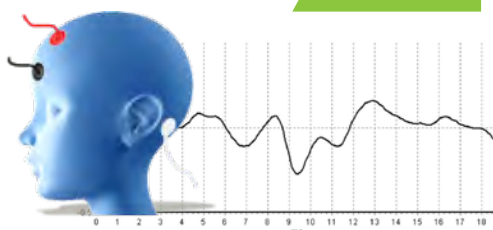


ADD TE OAE

Increase the depth and power of your clinical investigations by adding our gold-standard 1-6kHz TEOAE analysis with half octave analysis between 0.8-6kHz and waveform display

ADD

AABR



You can add AABR infant screening to the Otoport Pro Clinical model, offering two AABR protocols customizable between 35 - 45dBnHL. Extend to 60dBnHL for non-screening training/research use. Display the emerging ABR waveform test in real time and detailed examination post test.



Otoport Pro

ADVANCED

WITH EXTENDED OAE FUNCTIONS

Top of the Otoport Pro range, the 'Advanced Clinical' model is an exceptionally powerful handheld auditory investigation device.

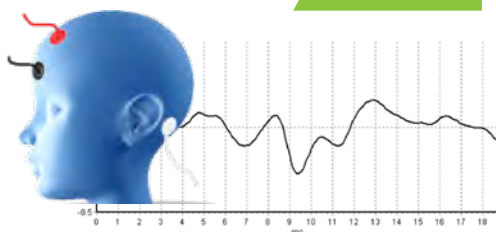
The Advanced Clinical has all the features and options of the Otoport Pro Clinical plus three additional investigational test modes: DP Zoom, DP Growth and MULTI-TEST. TEOAE is also included as standard with additional high-resolution spectral analysis from 0.5 to 6kHz.

Take advantage of all Advanced Clinical's sophisticated tools to go beyond routine clinical DPOAE recordings towards clinical research investigations. Capture detailed test information including physiological responses for in-depth analysis in our Otolink PC software, which can also export data for research.

Otoport Pro records high resolution DPOAEs from 0.5kHz to 8kHz. Sweep frequency automatically or under manual control to focus on difficult frequencies. Achieve unrivalled frequency resolution with DP Zoom. Explore cochlear function with input-output measurements using the Advanced DP Growth test. Link up to 4 tests together in a repeatable test sequentially using the MULTI-TEST macro programmer.

ADD

AABR




KEY FEATURES




DP ZOOM

Allows you to investigate a specific range of frequencies from 0.5 to 8kHz in high resolution of up to 100 pts/oct. Explore details of DP-gram features such as notches to establish their true extent and depth. Export data for analysis and research.



DP GROWTH

Select any frequency and see how DPOAE intensity grows with stimulus level. Stimuli are optimized by the 'scissor' formula. Plot either dB/dB or uPa/dB growth. Automatic regression analysis provides slope and DPOAE threshold data for sufficiently linear uPa growth results.



MULTI TEST

Six fully customizable loop-able test protocols. Allows you to build a sequence of DP and/or TE tests at different levels. Collect vast amounts of data automatically.

You can add AABR infant screening to the Otoport Pro Advanced Clinical model, offering two AABR protocols customizable between 35 - 45dBnHL. Extend to 60dBnHL for non-screening training/ research use. Display the emerging ABR waveform test in real time and detailed examination post test.

Otoport^{Pro}

COMMON FEATURES ACROSS ALL MODELS

SCREENING STREAMLINED

| ID | FAMILY |
|-------------|--------|
| 2E3B7605... | Doe |
| 2E3B7610... | Bloom |
| 2E3B7628... | Hall |
| 2E3B7637... | Lewis |
| 2E3B7647... | Martin |

Use the programmable Work List feature to plan your screening workload.

LARGE STORAGE

| OAE | 15,7dB | 1.5 | 2 | 3 | 4 | 6 | 8 |
|------|--------|-----|---|---|---|---|---|
| Time | 88sec | | | | | | |

Store up to 4000* tests listed in chronological order with on-screen test result summary table.

PAUSE CONTROL



Pause and resume testing at any time to address any issue impacting a test, such as noise, probe or electrode fitment.

QUALITY ASSURANCE

| QA AREA |
|-------------------|
| 1 Probe Test |
| 2 OAE Cavity Test |
| 3 Occlusion Test |
| 4 Real Ear Test |
| 5 ABR Cavity Test |

Dedicated QA test area with optional enforced daily QA. View QA history with on board Probe test facility and Probe ID tracking.

ACCURACY



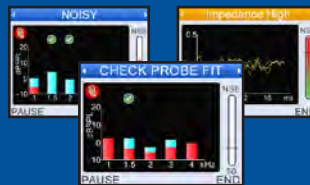
Every test starts with automated "in-the-ear" calibration ensuring accurate results.

ADMIN CONTROL

| USER | PASSWORD |
|-------|----------|
| Admin | ADN |
| Doe | DOE |
| Evans | EVA |
| Hall | HAL |
| Dean | DEA |

Create multiple user profile logins with password protection and admin management control and security.

INFORMATIVE



With automated monitoring of the testing environment. Helpful on-screen notification is provided advising of any issue impacting a test such as noise, probe or electrode fitment.

NUMERICAL DISPLAY

| L1 | L2 | SIG | NSE | SNR |
|----|------|------|------|------|
| 70 | 65.7 | 69.4 | 11.6 | 2.1 |
| 65 | 64.9 | 64.8 | 7.4 | 3.6 |
| 60 | 62.8 | 69.7 | 8.1 | 1.7 |
| 55 | 60.8 | 64.6 | 7.2 | 0.9 |
| 50 | 58.9 | 49.8 | 3.0 | -0.4 |
| 45 | 57.0 | 44.4 | 7.1 | -1.4 |

Numerical table of test data. Signal, noise and SNR.

OTOLINK PC DATA MANAGEMENT SUITE

Download test results wirelessly or via USB from the Otoport or when docked in the docking station. Test details can be quickly reviewed, printed and archived. Printing reports directly to a PDF file is available. Data can be exported, for example, to OZ, HiTrack, GDT, Noah** or as CSV file. Patient Work Lists can be uploaded to the Otoport, assisting with managing workloads in busy environments. Otolink also provides access to firmware and application updates from Otodynamics via the internet. Compatible with Windows 10 and 11.



* dependent on Otoport Pro device.

** Hospital QR and barcoded IDs vary. The specification of your facilities QR/Barcode format is required to confirm compatibility.

*** additional option.

UNIQUE DISTRACTION DISPLAY

When conducting challenging pediatric OAE assessments, the Otoport has 6 visual distraction displays that help to keep the child quiet and compliant. The child is encouraged to remain quiet as they watch the onscreen cartoon gradually fill with color. If noise is detected during the test, the colors quickly fade and return when the child settles, engaging the child by positive reinforcement.



SCANNING

Built in QR/Barcode reader. Effortlessly scan patient details for easy data input or to search existing patient records**.


Scan user details for login access.

To upgrade Otoport Pro or to tailor the test mode for specific applications, simply scan a different QR code license***. With the Otoport Pro you are not limited to one installation.



Easy push pull probe connection. Choice Single or dual probe testing

CONNECTIONS




Electrode cable



Transfer data to PC via Bluetooth® or wired connection.

PROBE & TIPS

The Otodynamics XPD probe is designed to make daily maintenance and cleaning simple and quick. The new TIP HOLDER is fitted over the probe body and locates precisely with the sound ports when the TIP HOLDER tabs are clicked securely on the probe body.




Filter
Probe body

The XPD probe body benefits from the inclusion of an internal filter that fully protects the microphone and loudspeaker ports.



Screening - Tip holder



N-Type Tips



General - Tip holder



R-Type Tips

ADDITIONAL OPTIONS

for your Otoport Pro



ADD BINAURAL TEST

Seamless testing both ears reduces patient disturbance.



ADD MINI PRINTER

Wireless, compact, fast print time, numerical and band pass data. Battery powered.



Noah 4

ADD NOAH

To the Otolink PC Data Management.



ADD CARRY CASE

To store and transport the Otoport Pro and all related items.



SUPPLIED FREE ON ALL 2024 ORDERS

ADD SCANNER

Built in QR/Barcode reader. Effortlessly scan patient details for easy data input or to search existing patient records**.

Scan user details for login access. To upgrade Otoport Pro or to tailor the test mode for specific applications, simply scan a different QR code license***. With the Otoport Pro you are not limited to one installation.



Otoport^{Pro}

WHAT'S INCLUDED

Otoport^{Pro}

2 YEARS
INSTRUMENT WARRANTY

- OAE probe with cable clip
- Probe test cavity
- USB download cable
- Docking station
- Sample ear tip pack
- Sample infection control sleeve
- Otolink PC software
- User manuals
- Electrode Cables (with AABR option)

QUICK LOOK Otoport Pro



SCREENER



CLINICAL



ADVANCED CLINICAL

APPLICATION PACKS

NEWBORN SCREENING
PEDIATRIC SCREENING
CLINICAL AUDIOLOGY
RESEARCH

USE

DP OAE

TE OAE

AABR

| | DPOAE | DPOAE | DPOAE |
|---|---|---|---|
| TEST CONFIGURABILITY | 1 Protocol, 4 Parameters | 2 Protocols, 11 Parameters | 8 Protocols, 16 Parameters |
| PRESET FREQUENCIES | 2, 3, 4, 6 kHz, 4 frequencies | Up to 8 kHz, 12 frequencies | Up to 8 kHz, 13 frequencies |
| FREQUENCY RANGE | 2 to 6 kHz | 1 to 8 kHz | 0.75 to 8 kHz |
| FREQUENCY RESOLUTION | Half octave | Up to 4 pts/octave | Up to 100 pts/octave with DP Zoom |
| FREQUENCY RATIO | 1.22 | 1.22 | 1.22 |
| STIMULUS LEVELS L1/L2 (dB SPL) | 60/55 or 65/50 or 65/55 | 60/50 to 70/70 (6 Presets) | 60/50 to 70/70 (6 Presets) Custom 40 to 75 (Δ1dB) |
| DISPLAY | Graphic progress indicators / Numeric / Pediatric distraction / Line Graph | Graphic progress indicators / Numeric / Pediatric Distraction / Line Graph / Histogram | Graphic progress indicators / Numeric / Pediatric Distraction / Line Graph / Histogram |
| PASS CRITERIA | 2, 3 or 4 frequencies | 3 to 6 frequencies | 1 to 6 frequencies |
| PASS SNR | 6dB (Fixed) | 6dB, configurable up to 14dB (Δ1dB) per freq. | 6dB, configurable up to 14dB (Δ1dB) per freq. |
| CPT CODE | 92587 | 92587, 92588 | 92587, 92588 |
| ADDITIONAL FEATURES | Rapid DPOAE screening mode Easy-to-use pass/refer result Automatic test progression and interpretation Large searchable database | Extensive configurability including 12 frequency DPOAE Configurable norms Easy access to all Otoport Pro SCREENER model features with additional protocol | DP Zoom to 100pts/octave DP Growth I/O with scissor mode Access to selected research function for IRB approved projects. Multi test macro (4x protocols) Access to all Otoport Pro CLINICAL model features |
| | ADD TEOAE or TEOAE only | ADD TEOAE | TEOAE INCLUDED |
| TEST CONFIGURABILITY | 1 Protocol, 4 Parameters | 2 Protocols, 6 Parameters | 2 Protocols, 8 Parameters |
| FREQUENCY RANGE | 1, 1.5, 2, 3, 4 kHz | 1, 1.5, 2, 3, 4, 6 kHz | 1, 1.5, 2, 3, 4, 6 kHz |
| FREQUENCY RESOLUTION | Half octave bandwidth | Half octave bandwidth | Half octave bandwidth |
| STIMULUS LEVELS L1/L2 (dB SPL _{pe}) | Fixed 84 dB SPL _{pe} | 60 to 90 dB SPL _{pe} (Δ1dB) | 60 to 90 dB SPL _{pe} (Δ1dB) |
| DISPLAY | Graphic progress indicators Numeric / Pediatric Distraction / Histogram | Graphic progress indicators / Numeric / Pediatric Distraction / Histogram / TE Waveform | Graphic progress indicators / Numeric / Pediatric Distraction / Histogram / TE Waveform / high res TE spectrum / Stimulus Waveform & Spectrum |
| PASS CRITERIA | 2, 3, or 4 half octave bands, or wide / narrow bands | 1 to 5 half octave bands | 1 to 5 half octave bands |
| PASS SNR | 6dB (Fixed) | 6dB, configurable up to 14dB (Δ1dB) per freq. | 6dB, configurable up to 14dB (Δ1dB) per freq. |
| CPT CODE | 92558 | 92558 | 92558 |
| ADDITIONAL FEATURES | Gold standard TEOAE Quickscreen Easy-to-use pass/refer result Automatic test progress and interpretation Large searchable database | Up to 6kHz with configurable norms. Choice of response window. Easy access to all Otoport Pro SCREENER features with additional protocol. | Access to all Otoport Pro CLINICAL model features |
| | ADD AABR or AABR only | ADD AABR | ADD AABR |
| TEST CONFIGURABILITY | 1 Protocol, 2 Parameters | 2 Protocols, 2 Parameters | 2 Protocols, 9 Parameters |
| STIMULUS LEVELS (dB nHL) | 30 to 45 (Δ1dB) | 30 to 45 (Δ1dB)* | 30 to 45 (Δ1dB)* |
| STIMULUS TYPE | Chirp | Chirp | Chirp and Click |
| PASS CRITERIA | FSP with neonatal waveform template | FSP with neonatal waveform template | Configurable FSP with neonatal waveform template |
| CPT CODE | 92650 | 92650 | 92650 |
| ADDITIONAL FEATURES | Superior pretest environment, with power-line & individual impedance analysis. Fast pass/refer result Choice in stim delivery ear cup/insert Automatic test progress and interpretation | Real time ABR waveform view * *60 dB nHL for training One key access to Otoport Pro SCREENER features | Real time ABR waveform view *60 dB nHL for training Extendable FSP for AABR waveform capture. One key access to Otoport Pro CLINICAL features. |
| ADDITIONAL OPTIONS | | | |
| Wireless Module | INCLUDED | INCLUDED | INCLUDED |
| Docking Station | INCLUDED | INCLUDED | INCLUDED |
| Integral Barcode/QR scanner | FOC 2024 | FOC 2024 | FOC 2024 |
| Wireless mini printer | OPTIONAL | OPTIONAL | OPTIONAL |
| NOAH | OPTIONAL | OPTIONAL | OPTIONAL |

** subject to advance information of facility's QR specification
*** charges apply



Otodynamics Ltd.

30-38 Beaconsfield Road Hatfield Herts AL10 8BB UK

T. 1-800-659-7776 E. info@otodynamics.com

www.otodynamics.com