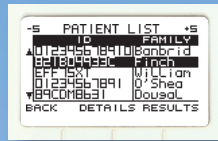
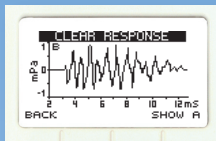
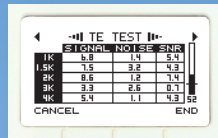
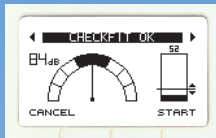




Otoport Screener

- Fast TE newborn and infant screener
- Integrates with UNHS programs
- Fully customisable protocols
- Detailed waveform analysis
- 3000 test searchable database
- Extensive PC software
- Options: wireless printer, ID scanner



Analysis with EZ+Screen software



Otodynamics

Enhanced Configurable OAE Screener

Otoport Screener



Features

OAE Test Mode

- TEOAE Quickscreen, popular with many major and national screening programs since 1990

Results Display

- Signal and noise histogram with band pass indicators
- Two data tables showing signal and noise, data quality and stimulus measures, test time and probe used
- OAE waveforms

Database

- Secure, searchable database of 1024 patients with at least 3000 tests
- Worklist facility

Test configuration and pass criteria

- 4 screening modes with a range of configurable fields
- Configurable pass criteria with settings in 7 separate fields

User management

- Facility for user login with password protection
- 2 level access permissions

Quality Assurance system checks

- Probe, cavity, occlusion and real ear test QA checks
- QA test history viewing

PC download

- Data backup to PC
- Integration with ILO V6/EZ-Screen, with waveform display

Printing

- Wired or wireless
- Simple or detailed print options

Scanning

- RFID and Barcode scanning options

System

- Configurable LCD backlight, contrast and sound
- Recharge/expansion port
- Battery charge indicator and condition gauge
- Protected On/Off switch
- Stimulus and noise indicators
- Hot keys, cursor keys and full alphanumeric keyboard

Accessories



Specifications

TEOAE test mode: Quickscreen nonlinear wideband click stimulus at 80/sec 60-90dB SPL p.e. 40-74dB SPL artefact rejection. Selectable lower frequency filtering. Response window 3-13ms pst. Nonlinear component real time FFT 1-4 kHz half octave cross power analysis with differential noise estimation. Automatic probe fit detection and calibration with manual option. Automatic pass refer assessment against configurable criteria incl. 6dB signal to noise ratio in 2, 3 or 4 bands (Echoport compatible) or on whole response.

Dimensions: 195mm x 70mm (max) x 30mm. **Weight:** 250g.

Interfaces: Data - USB 1.1/2.0. Probe connector (8-pin). Charging/data connector - connects to Otodynamics PSU or PC USB port. Wireless print (option). **Keyboard:** 19 key alphanumeric with cursor control and soft keys.

Power: Intelligent multi-level power control for charging/testing/idle/sleep/shutdown. Sleep time - 24 hours min. Running time - 8 hours min. Max consumption when testing - 720mW. Max consumption when charging - 2.5W.

Source - 1000mAh lithium polymer internal rechargeable cells.

Charge time - 3 hrs to 90% capacity, approx 4 hrs to 100%.

Hardware options: Wireless printing. RFID or Barcode scanning.

Hardware processing and storage: Multiple distributed processors plus dedicated hardware DSP engine. Total processor performance - 420 MIPS. Test memory - 8MB non-volatile database for patient details and test results. Program/config memory - 1.3MB. **Analogue performance:** Output channels - 2 x 16bit resolution. Input channels - 1 x 16bit resolution. Sample rate - variable. Frequency response - electrical - 160Hz to 12KHz.

Environmental: Transport and storage - temperature range - 0-40 deg C. Pressure - 23KPa to 101KPa. Humidity - 10% to 90% non-condensing. Operating - Indoor use. Temperature range - 5-40 deg C. Humidity - max 80% up to 31 deg C decreasing linearly to 5% RH at 40 deg C.

Classifications and standards:

Device Class 2a (Directive 93/42/EEC). BS EN ISO 13485:2001. ISO 14971. BS EN 60601. UL 60601-1. CSA-C22.601.

Specifications subject to change
Ref: BOPUSU-05 March 2009

Otodynamics Ltd.

30-38 Beaconsfield Road Hatfield Herts AL10 8BB UK Tel 1 800 659 7776 www.otodynamics.com