



	Own 1	Own 2	Own 3	
Speech Understanding	MoreSound Intelligence™	Level 1	Level 2	Level 3
	- Environment configuration	5 Options	5 Options	3 Options
	- Neural Noise Suppression, Difficult / Easy	10 dB / 4 dB	6 dB / 2 dB	6 dB / 0 dB
	- Sound Enhancer	3 Configurations	2 Configurations	1 Configuration
	MoreSound Amplifier™	•	•	•
	Feedback Prevention	MoreSound Optimizer™ & Feedback shield	MoreSound Optimizer™ & Feedback shield	MoreSound Optimizer™ & Feedback shield
	Spatial Sound™ (optional)*	4 Estimators	2 Estimators	2 Estimators
	Soft Speech Booster	•	•	•
Sound Quality	Frequency lowering	Speech Rescue™	Speech Rescue™	Speech Rescue™
	Clear Dynamics	•	•	-
	Better-Ear Priority*	◦	◦	-
	Fitting Bandwidth**	10 kHz	8 kHz	8 kHz
	Processing Channels	64	48	48
Listening Comfort	Transient Noise Management	4 configurations	3 configurations	3 configurations
Personalization & Optimizing Fitting	Fitting Bands	24	20	18
	Adaptation Management	•	•	•
	Fitting Formulas	VAC+, NAL-NL1/ NAL-NL2, DSL 5.0	VAC+, NAL-NL1/ NAL-NL2, DSL 5.0	VAC+, NAL-NL1/ NAL-NL2, DSL 5.0
	Tinnitus SoundSupport™***	◦	◦	◦

* Requires NFMI

** Bandwidth accessible for gain adjustments during fitting

*** Requires NFMI and push-button

• Default

◦ Optional

- Not included

Operating Conditions

Temperature: +1°C to +40°C (34°F to 104°F)

Humidity: 5% to 93% relative humidity, non-condensing

Atmospheric pressure: 700 hPa to 1060 hPa

Storage and transportation conditions

Temperature and humidity shall not exceed the below limits for extended periods during transportation and storage.

Transportation

Temperature: -25°C to +60°C (-13°F to 140°F)

Humidity: 5% to 93% relative humidity, non-condensing

Atmospheric pressure: 700 hPa to 1060 hPa

Storage

Temperature: -25°C to +60°C (-13°F to 140°F)

Humidity: 5% to 93% relative humidity, non-condensing

Atmospheric pressure: 700 hPa to 1060 hPa

Oticon Own™ CIC is a small and discreet in-the-ear style. It is powered by disposable batteries and features an optional push button.

MoreSound Intelligence™ rapidly analyzes the environment and applies the functionality of a trained Deep Neural Network to suppress noise and provide better access to meaningful sounds.

MoreSound Amplifier™ analyzes details in sound, and optimally amplifies them for the brain to have access to relevant information.

Oticon Own is built on the innovative Polaris™ platform, which uses a Deep Neural Network to rapidly and optimally manage incoming sounds based on individual needs.



IP68



	Own 4	Own 5	
Speech Understanding	OpenSound Navigator™	•	-
	- Max. noise removal difficult/simple	6 dB / 0 dB	-
	Noise Reduction	-	•
	Speech Guard™	•	-
	Single Compression	-	•
	Frequency lowering	Speech Rescue™	Speech Rescue™
Sound Quality	Fitting Bandwidth*	8 kHz	8 kHz
	Processing Channels	48	48
Listening Comfort	Feedback Management	SuperShield & Feedback shield	SuperShield & Feedback shield
	Transient Noise Management	On/Off	-
Personalization & Optimizing Fitting	Fitting Bands	14	12
	Adaptation Management	•	•
	Fitting Formulas	NAL-NL1/NAL-NL2, DSL v5.0	NAL-NL1/NAL-NL2, DSL v5.0
	Tinnitus SoundSupport™**	○	○

* Bandwidth accessible for gain adjustments during fitting
 ** Requires NFMI and push-button

• Default
 ○ Optional
 - Not included

Oticon Own™ CIC is a small and discreet in-the-ear style. It is powered by disposable batteries and features an optional push button.

OpenSound Navigator™ continuously analyzes the environment and attenuates disturbing noise.

Speech Guard™ provides more natural and clear speech sounds making the details in speech stand out more.

The Polaris™ platform provides tremendous speed and memory capacity for audiological processing.

Operating Conditions

Temperature: +1°C to +40°C (34°F to 104°F)
 Humidity: 5% to 93% relative humidity, non-condensing
 Atmospheric pressure: 700 hPa to 1060 hPa

Storage and transportation conditions

Temperature and humidity shall not exceed the below limits for extended periods during transportation and storage.

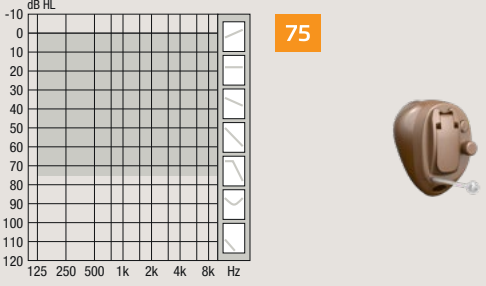
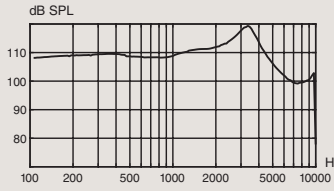
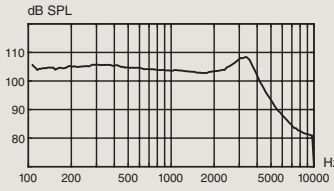
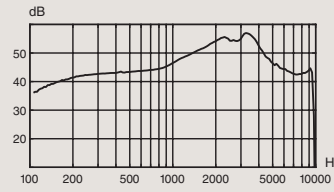
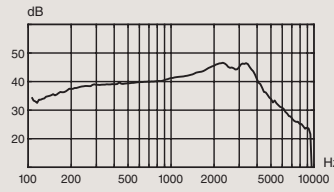
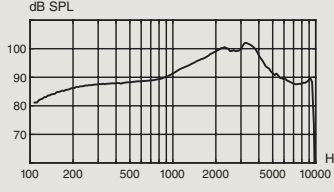
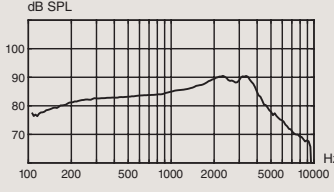
Transportation

Temperature: -25°C to +60°C (-13°F to 140°F)
 Humidity: 5% to 93% relative humidity, non-condensing
 Atmospheric pressure: 700 hPa to 1060 hPa

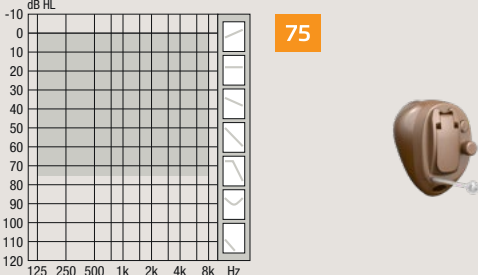
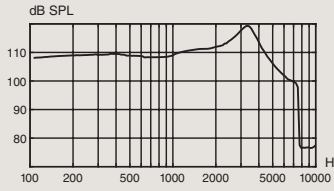
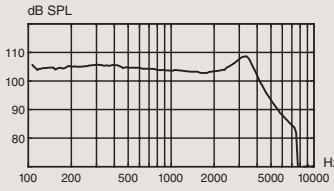
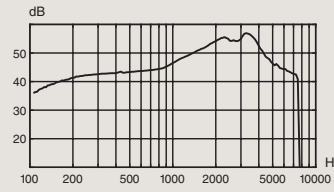
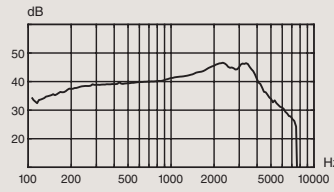
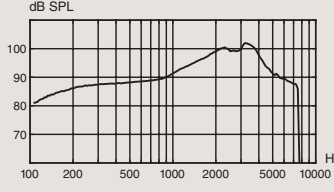
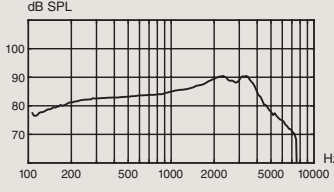
Storage

Temperature: -25°C to +60°C (-13°F to 140°F)
 Humidity: 5% to 93% relative humidity, non-condensing
 Atmospheric pressure: 700 hPa to 1060 hPa

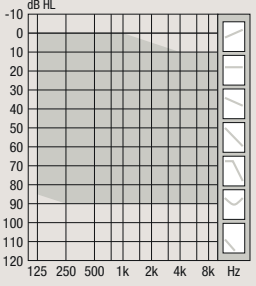
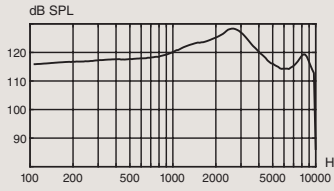
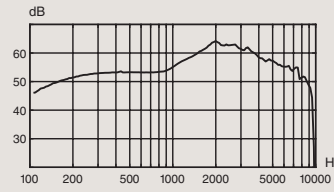
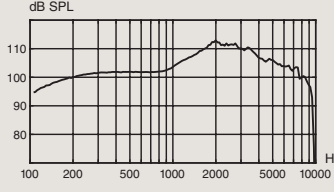
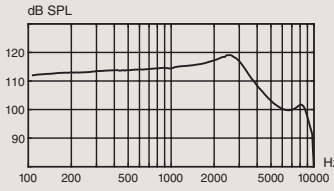
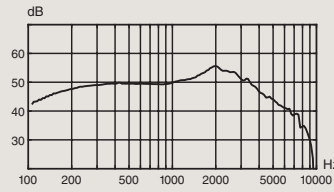
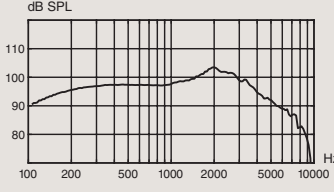


		Ear Simulator Measured according to IEC 60118-0:1983/AMD1:1994, IEC 60118-0:2015, IEC 60118-1:1995+AMD1:1998 CSV and IEC 60318-4:2010	2CC Coupler Measured according to ANSI S3.22-2014, IEC 60118-0:2015 and IEC 60318-5:2006
 <p>Technical information Omnidirectional mode is used unless otherwise stated.</p>		OSPL90 	OSPL90 
		Full-on Gain 	Full-on Gain 
		Frequency Response 	Frequency Response 
OSPL90	Peak	119 dB SPL	108 dB SPL
	1600 Hz	111 dB SPL	103 dB SPL
	HFA-OSPL90	111 dB SPL	104 dB SPL
Full-on Gain ¹	Peak	57 dB	47 dB
	1600 Hz	51 dB	43 dB
	HFA-FOG	51 dB	43 dB
Reference test gain		36 dB	27 dB
Frequency range		100-9500 Hz	100-9300 Hz
Total harmonic distortion (Input 70 dB SPL)	500 Hz	< 2 %	< 2 %
	800 Hz	< 3 %	< 2 %
	1600 Hz	< 3 %	< 2 %
Equivalent input noise level	Omni	19 dB SPL	19 dB SPL
Battery consumption ²	Typical	1.6 mA	1.6 mA
	Quiescent	1.5 mA	1.5 mA
Battery life, artificial measurement, hours ³		65	65
Expected battery life, hours (battery size 10 - IEC PR70) ⁴		50-60	

1) Measured with the gain control of the hearing aids set to their full-on position minus 20 dB and with an input SPL of 70 dB. This is to obtain a gain response equal to the full-on gain response from e.g. IEC 60118-0:1983+A1:1994 but without influence of feedback.
 2) Battery current is measured according to IEC 60118-0:1983/AMD1:1994 §7.11, IEC 60118-0:2015 §7.7 and ANSI S3.22:2014 §6.13 after a settling time of minimum 3 minutes.
 3) Based on the standardized battery consumption measurement (e.g. IEC 60118-0:1983/AMD1:1994). The actual battery life depends on battery quality, use pattern, active feature set, hearing loss and sound environment.
 4) Real usage battery life is shown as an estimated interval based on mixed use cases with variable amplification settings and variable input levels.

		Ear Simulator Measured according to IEC 60118-0:1983/AMD1:1994, IEC 60118-0:2015, IEC 60118-1:1995+AMD1:1998 CSV and IEC 60318-4:2010	2CC Coupler Measured according to ANSI S3.22-2014, IEC 60118-0:2015 and IEC 60318-5:2006
 <p>75</p> <p>Technical information Omnidirectional mode is used unless otherwise stated.</p>		OSPL90 	OSPL90 
		Full-on Gain 	Full-on Gain 
		Frequency Response 	Frequency Response 
	OSPL90	Peak 1600 Hz HFA-OSPL90	119 dB SPL 111 dB SPL 111 dB SPL
Full-on Gain ¹	Peak 1600 Hz HFA-FOG	57 dB 51 dB 51 dB	47 dB 43 dB 43 dB
Reference test gain		36 dB	27 dB
Frequency range		100-7500 Hz	100-7500 Hz
Total harmonic distortion (Input 70 dB SPL)	500 Hz	< 2 %	< 2 %
	800 Hz	< 3 %	< 2 %
	1600 Hz	< 3 %	< 2 %
Equivalent input noise level	Omni	19 dB SPL	19 dB SPL
Battery consumption ²	Typical	1.6 mA	1.6 mA
	Quiescent	1.5 mA	1.5 mA
Battery life, artificial measurement, hours ³		65	65
Expected battery life, hours (battery size 10 - IEC PR70) ⁴		50-60	

1) Measured with the gain control of the hearing aids set to their full-on position minus 20 dB and with an input SPL of 70 dB. This is to obtain a gain response equal to the full-on gain response from e.g. IEC 60118-0:1983+A1:1994 but without influence of feedback.
 2) Battery current is measured according to IEC 60118-0:1983/AMD1:1994 §7.11, IEC 60118-0:2015 §7.7 and ANSI S3.22:2014 §6.13 after a settling time of minimum 3 minutes.
 3) Based on the standardized battery consumption measurement (e.g. IEC 60118-0:1983/AMD1:1994). The actual battery life depends on battery quality, use pattern, active feature set, hearing loss and sound environment.
 4) Real usage battery life is shown as an estimated interval based on mixed use cases with variable amplification settings and variable input levels.

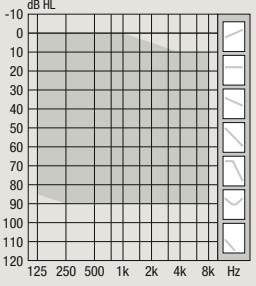
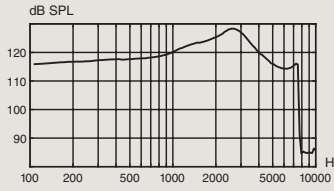
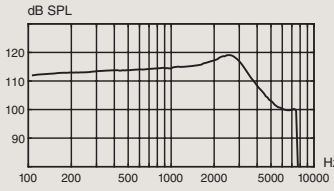
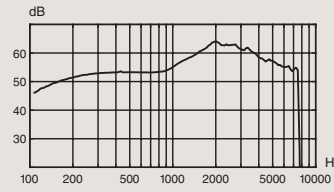
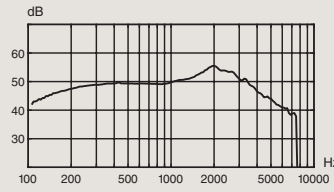
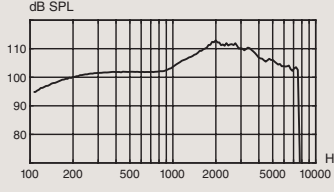
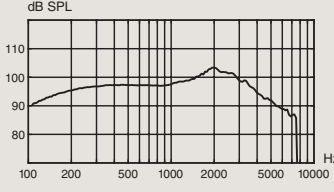
		Ear Simulator Measured according to IEC 60118-0:1983/AMD1:1994, IEC 60118-0:2015, IEC 60118-1:1995+AMD1:1998 CSV and IEC 60318-4:2010	2CC Coupler Measured according to ANSI S3.22-2014, IEC 60118-0:2015 and IEC 60318-5:2006	
 <p>Technical information Omnidirectional mode is used unless otherwise stated.</p>		 <p>OSPL90</p>  <p>Full-on Gain</p>  <p>Frequency Response</p>	 <p>OSPL90</p>  <p>Full-on Gain</p>  <p>Frequency Response</p>	
	OSPL90	Peak 1600 Hz	128 dB SPL	119 dB SPL
		HFA-OSPL90	124 dB SPL	116 dB SPL
		HFA-OSPL90	124 dB SPL	116 dB SPL
Full-on Gain ¹	Peak 1600 Hz	64 dB	56 dB	
	HFA-FOG	61 dB	53 dB	
	HFA-FOG	60 dB	52 dB	
Reference test gain		49 dB	40 dB	
Frequency range		100-9500 Hz	100-8700 Hz	
Total harmonic distortion (Input 70 dB SPL)	500 Hz	< 2 %	< 2 %	
	800 Hz	< 3 %	< 2 %	
	1600 Hz	< 2 %	< 2 %	
Equivalent input noise level	Omni	18 dB SPL	18 dB SPL	
Battery consumption ²	Typical	1.8 mA	2.0 mA	
	Quiescent	1.6 mA	1.6 mA	
Battery life, artificial measurement, hours ³		55	50	
Expected battery life, hours (battery size 10 - IEC PR70) ⁴		40-55		

1) Measured with the gain control of the hearing aids set to their full-on position minus 20 dB and with an input SPL of 70 dB. This is to obtain a gain response equal to the full-on gain response from e.g. IEC 60118-0:1983+A1:1994 but without influence of feedback.

2) Battery current is measured according to IEC 60118-0:1983/AMD1:1994 §7.11, IEC 60118-0:2015 §7.7 and ANSI S3.22:2014 §6.13 after a settling time of minimum 3 minutes.

3) Based on the standardized battery consumption measurement (e.g. IEC 60118-0:1983/AMD1:1994). The actual battery life depends on battery quality, use pattern, active feature set, hearing loss and sound environment.

4) Real usage battery life is shown as an estimated interval based on mixed use cases with variable amplification settings and variable input levels.

		Ear Simulator Measured according to IEC 60118-0:1983/AMD1:1994, IEC 60118-0:2015, IEC 60118-1:1995+AMD1:1998 CSV and IEC 60318-4:2010	2CC Coupler Measured according to ANSI S3.22-2014, IEC 60118-0:2015 and IEC 60318-5:2006
 <p>Technical information Omnidirectional mode is used unless otherwise stated.</p>		 <p>OSPL90</p>	 <p>OSPL90</p>
		 <p>Full-on Gain</p>	 <p>Full-on Gain</p>
		 <p>Frequency Response</p>	 <p>Frequency Response</p>
OSPL90	Peak	128 dB SPL	119 dB SPL
	1600 Hz	124 dB SPL	116 dB SPL
	HFA-OSPL90	124 dB SPL	116 dB SPL
Full-on Gain ¹	Peak	64 dB	56 dB
	1600 Hz	61 dB	53 dB
	HFA-FOG	60 dB	52 dB
Reference test gain		49 dB	40 dB
Frequency range		100-7500 Hz	100-7500 Hz
Total harmonic distortion (Input 70 dB SPL)	500 Hz	< 2 %	< 2 %
	800 Hz	< 3 %	< 2 %
	1600 Hz	< 2 %	< 2 %
Equivalent input noise level	Omni	18 dB SPL	19 dB SPL
Battery consumption ²	Typical	1.8 mA	2.0 mA
	Quiescent	1.6 mA	1.6 mA
Battery life, artificial measurement, hours ³		55	50
Expected battery life, hours (battery size 10 - IEC PR70) ⁴		40-55	

1) Measured with the gain control of the hearing aids set to their full-on position minus 20 dB and with an input SPL of 70 dB. This is to obtain a gain response equal to the full-on gain response from e.g. IEC 60118-0:1983+A1:1994 but without influence of feedback.
 2) Battery current is measured according to IEC 60118-0:1983/AMD1:1994 §7.11, IEC 60118-0:2015 §7.7 and ANSI S3.22:2014 §6.13 after a settling time of minimum 3 minutes.
 3) Based on the standardized battery consumption measurement (e.g. IEC 60118-0:1983/AMD1:1994). The actual battery life depends on battery quality, use pattern, active feature set, hearing loss and sound environment.
 4) Real usage battery life is shown as an estimated interval based on mixed use cases with variable amplification settings and variable input levels.

Headquarters
Oticon A/S
Kongebakken 9
DK-2765 Smørum
Denmark



SBO Hearing A/S
Kongebakken 9
DK-2765 Smørum
Denmark

250002US / 2022.06.07 / v1