
















# Oticon hearing aid and connectivity overview

Hearing aids	Accessory options	Hardwire options	Notes
 <p>Sensei Family</p>	 <p>Streamer Pro</p>	 <p>AP900 adapter &amp; Audio cord</p>	<ul style="list-style-type: none"> <li>• The audiologist must link the Streamer Pro to the child's hearing aid(s) in our software.</li> <li>• The AP900 adapter slides on to the bottom of the hearing aid. View video here: <a href="https://youtu.be/-OsVvVzjCcM">https://youtu.be/-OsVvVzjCcM</a></li> <li>• The audio cord plugs into the AP900. The prongs only fit one way.</li> </ul>
 <p>Oticon Opn™, Opn Play™, Xceed Play BTE</p>	 <p>ConnectClip or EduMic (paired wirelessly to the hearing aids)</p>	 <p>AP1000 adapter &amp; Audio cord</p>	<ul style="list-style-type: none"> <li>• ConnectClip and EduMic can be paired to hearing aids at home. This must be done before pairing the accessory to other technology.</li> <li>• The AP1000 adapter requires a specific battery door on the hearing aid. Contact your audiologist to ensure you have correct door. View video here: <a href="https://youtu.be/gNAs55H9CDw">https://youtu.be/gNAs55H9CDw</a></li> <li>• To pair ConnectClip to hearing aids, see: <a href="https://youtu.be/38ScqRRXX6c">https://youtu.be/38ScqRRXX6c</a></li> <li>• To pair EduMic to hearing aids, see: <a href="https://youtu.be/2xRzR19P18o">https://youtu.be/2xRzR19P18o</a></li> </ul>
 <p>Opn or Opn Play miniRITE</p>	 <p>ConnectClip or EduMic (paired wirelessly to the hearing aids)</p>	<p><b>NONE AVAILABLE</b></p>	<ul style="list-style-type: none"> <li>• To pair EduMic to hearing aids, see: <a href="https://youtu.be/2xRzR19P18o">https://youtu.be/2xRzR19P18o</a></li> <li>• To pair ConnectClip to hearing aids, see: <a href="https://youtu.be/38ScqRRXX6c">https://youtu.be/38ScqRRXX6c</a></li> </ul>

Please call the Consumer Hotline at 855.400.9766 if you need assistance with connectivity.

# Oticon accessory and connectivity overview

Accessory	Bluetooth® (BT) connectivity	Hardwire connectivity	Notes
 <p>Streamer Pro</p>	 <p>The Streamer Pro can pair to a phone, tablet or computer with <b>existing</b> BT capability. <a href="https://youtu.be/Dxa89bjrS4o">https://youtu.be/Dxa89bjrS4o</a></p>	 <p>Streamer Pro can hardwire into anything with a standard 3.5mm audio port (cable included in box). <a href="https://youtu.be/_7aE5SpU0Is">https://youtu.be/_7aE5SpU0Is</a></p>	<ul style="list-style-type: none"> <li>• Streamer Pro must be worn around the child's neck while in use.</li> <li>• For additional <b>Streamer Pro</b> instructions and videos, please visit: <a href="http://www.oticon.com/solutions/for-children/connectline-children">www.oticon.com/solutions/for-children/connectline-children</a></li> </ul>
 <p>ConnectClip</p>	 <p>The ConnectClip can pair to a phone, some computers and tablets with <b>existing</b> Bluetooth capability. <a href="https://youtu.be/cGSYnpzjNws">https://youtu.be/cGSYnpzjNws</a></p>	<p><b>NONE AVAILABLE</b></p>	<ul style="list-style-type: none"> <li>• Devices with limited or no Bluetooth require a USB port and a Sennheiser BTD 800 dongle (can be purchased through your audiologist or online through various retailers).</li> <li>• How to pair ConnectClip to BTD 800 dongle: <a href="https://youtu.be/sAUwV8HuKVg">https://youtu.be/sAUwV8HuKVg</a></li> <li>• For additional ConnectClip instructions and videos, please visit: <a href="https://www.oticon.com/support/how-to/use-connectclip">https://www.oticon.com/support/how-to/use-connectclip</a></li> </ul>
 <p>EduMic</p>	<p><b>NONE AVAILABLE</b> (Only connects to Oticon Bluetooth hearing aids)</p>	 <p>EduMic can hardwire into anything with a standard 3.5mm audio port (cable included in box). <a href="https://youtu.be/hj536ySID8A">https://youtu.be/hj536ySID8A</a></p>	<ul style="list-style-type: none"> <li>• For additional EduMic instructions and videos, please visit: <a href="https://www.oticon.com/support/how-to/use-edumic">https://www.oticon.com/support/how-to/use-edumic</a></li> </ul>

Please call the Consumer Hotline at 855.400.9766 if you need assistance with connectivity.