



	Oticon Ruby 1	Oticon Ruby 2	
Speech Understanding	Noise Reduction LX	•	•
	Multiband Adaptive Directionality LX	•	•
	Single Compression LX	•	•
	Speech Rescue™ LX	•	-
Sound Quality	Fitting Bandwidth*	8 KHz	8 KHz
	Processing Channels	48	48
	Bass Boost (streaming)	•	•
Listening Comfort	Transient Noise Management	On/Off	-
	SuperShield	•	-
	Feedback shield LX	•	•
	Wind Noise Management	•	•
Optimizing Fitting	Fitting Bands	10	8
	Adaptation Management	•	•
	Oticon Firmware Updater	•	•
	Multiple Directionality options	•	•
	Fitting Formulas	NAL-NL1+2, DSL v5.0	NAL-NL1+2, DSL v5.0
Connecting to the World	Stereo streaming (2.4 GHz)	•	•
	Oticon ON App	•	•
	ConnectClip	•	•
	Remote Control 3.0	•	•
	TV Adapter 3.0	•	•
	Phone Adapter 2.0	•	•
	EduMic	•	•
	DAI/FM	•	•
Tinnitus SoundSupport™	•	•	
Oticon CROS compatible	•	•	

* Bandwidth accessible for gain adjustments during fitting

Operating conditions

Temperature: +1°C to +40°C
Relative humidity: 5% to 93%, non-condensing

Storage and transportation conditions

Temperature and humidity should not exceed the below limits for extended periods during transportation and storage.
Temperature: -25°C to +60°C
Relative humidity: 5% to 93%, non-condensing


Apple, the Apple logo, iPhone, iPad, and iPod touch are trademarks of Apple Inc., registered in the U.S. and other countries.

BTE PP offers a compact design with a double push button and a 105 receiver, using the 8 KHz bandwidth for excellent sound quality.


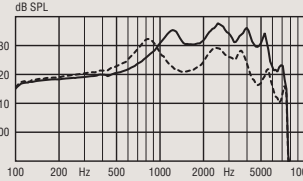
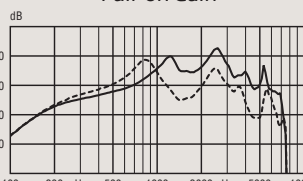
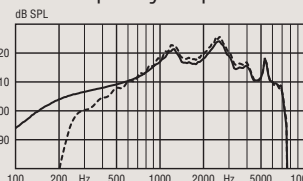
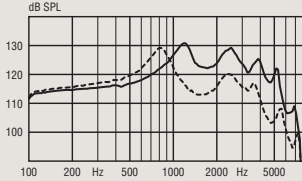
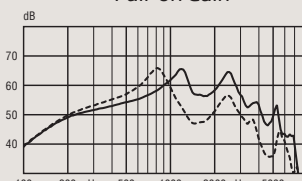
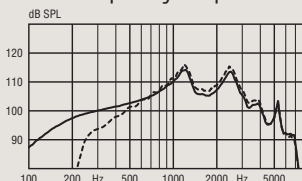
SuperShield rapidly and intelligently prevents feedback before it occurs.

TwinLink™ wireless technology combines binaural communication and 2.4 GHz connectivity with stereo streaming directly from digital devices.

The powerful Velox S™ platform has programmable firmware architecture, supporting future performance updates.



For information on compatibility, please visit www.oticon.com/solutions/accessories

		Ear Simulator Measured according to IEC 60118-0:1983/AMD1:1994, IEC 60118-0:2015, IEC 60118-1:1995+AMD1:1998 CSV and IEC 60318-4:2010	2CC Coupler Measured according to ANSI S3.22-2014, IEC 60118-0:2015 and IEC 60318-5:2006
 <p>105</p> <p>Hook</p> <p>Corda miniFit Power</p> <p>Technical information Omnidirectional mode is used unless otherwise stated.</p> <p>Instrument warning The maximum output capability of the hearing instrument may exceed 132 dB SPL (IEC 711). Special care should be exercised in selecting and fitting the instrument as there may be risk of impairing the remaining hearing of the hearing aid user.</p>		<p>OSPL90</p>  <p>Full-on Gain</p>  <p>— Standard tube - - - Thin tube (size 1/1.3)</p> <p>Frequency Response</p>  <p>— Acoustic input: 60 dB SPL - - - Magnetic input: 31.6 mA/m</p>	<p>OSPL90</p>  <p>Full-on Gain</p>  <p>— Standard tube - - - Thin tube (size 1/1.3)</p> <p>Frequency Response</p>  <p>— Acoustic input: 60 dB SPL - - - Magnetic input: 31.6 mA/m</p>
OSPL90	Peak	138 (132 ¹) dB SPL	131 (129 ¹) dB SPL
	1600 Hz	130 (121 ¹) dB SPL	123 (113 ¹) dB SPL
	HFA-OSPL90	133 (126 ¹) dB SPL	126 (118 ¹) dB SPL
Full-on gain ²	Peak	73 (69 ¹) dB	66 (66 ¹) dB
	1600 Hz	65 (56 ¹) dB	57 (47 ¹) dB
	HFA-FOG	68 (62 ¹) dB	61 (54 ¹) dB
Reference test gain		57 dB	50 dB
Frequency range		150-7300	120-7000
Telecoil output (1600 Hz)	1 mA/m field	97 dB SPL	-
	10 mA/m field	117 dB SPL	-
	SPLITS L/R	-	109/109 dB SPL
Total harmonic distortion (Input 70 dB SPL)	500 Hz	7 %	3 %
	800 Hz	5 %	< 2 %
	1600 Hz	< 2 %	< 2 %
Equivalent input noise level	Omni	17 dB SPL	14 dB SPL
	Dir	29 dB SPL	27 dB SPL
Battery consumption ³	Typical	1.8 mA	1.9 mA
	Quiescent	1.6 mA	1.6 mA
Battery life, artificial measurement, hours ⁴		175	160
Expected battery life, hours (battery size 13 - IEC PR48) ⁵		80-105	
IRIL (IEC 60118-13:2016)		700/1400/2000 MHz: 18/20/40 dB SPL	

1) For instruments fitted with Corda miniFit Power.
 2) Measured with the gain control of the hearing aid set to its full-on position minus 20 dB and with an input SPL of 70 dB. This is to obtain a gain response equal to the full-on gain response from e.g. IEC 60118-0+A1:1994 but without influence of feedback.
 3) Battery current is measured according to IEC 60118-0:1983/AMD1:1994 §7.11, IEC 60118-0:2015 §7.7 and ANSI S3.22:2014 §6.13 after a settling time of a minimum of 3 minutes.
 4) Based on the standardized battery consumption measurement (IEC 60118-0:1983/AMD1:1994). The actual battery life depends on battery quality, use pattern, active feature set, hearing loss and sound environment.
 5) Real usage battery life is shown as an estimated interval based on mixed use cases with variable amplification settings and variable input levels, incl. direct stereo streaming from a TV (25% of the time) and streaming from a mobile phone (6% of the time).