

Technical data sheet

miniRITE T

60 85 100 105



	Oticon Ruby 1	Oticon Ruby 2	
Speech Understanding	Noise Reduction LX	•	•
	Multiband Adaptive Directionality LX	•	•
	Single Compression LX	•	•
	Speech Rescue™ LX	•	-
Sound Quality	Fitting Bandwidth*	8 KHz	8 KHz
	Processing Channels	48	48
	Bass Boost (streaming)	•	•
Listening Comfort	Transient Noise Management	On/Off	-
	SuperShield	•	-
	Feedback shield LX	•	•
	Wind Noise Management	•	•
Optimizing Fitting	Fitting Bands	10	8
	Adaptation Management	•	•
	Oticon Firmware Updater	•	•
	Multiple Directionality options	•	•
	Fitting Formulas	NAL-NL1+2, DSL v5.0	NAL-NL1+2, DSL v5.0
Connecting to the World	Stereo streaming (2.4 GHz)	•	•
	Oticon ON App	•	•
	ConnectClip	•	•
	Remote Control 3.0	•	•
	TV Adapter 3.0	•	•
	Phone Adapter 2.0	•	•
	EduMic	•	•
Tinnitus SoundSupport™	•	•	
Oticon CROS compatible	•	•	

* Bandwidth accessible for gain adjustments during fitting

Operating conditions

Temperature: +1°C to +40°C
Relative humidity: 5% to 93%, non-condensing

Storage and transportation conditions

Temperature and humidity should not exceed the below limits for extended periods during transportation and storage.
Temperature: -25°C to +60°C
Relative humidity: 5% to 93%, non-condensing

Apple, the Apple logo, iPhone, iPad, and iPod touch are trademarks of Apple Inc., registered in the U.S. and other countries.

miniRITE T offers a discreet design, based on the popular miniRITE, and features both telecoil and a convenient double push button for easy volume and program control.

SuperShield rapidly and intelligently prevents feedback before it occurs.

TwinLink™ wireless technology combines binaural communication and 2.4 GHz connectivity with stereo streaming directly from digital devices.

The powerful Velox S™ platform has programmable firmware architecture, supporting future performance updates.



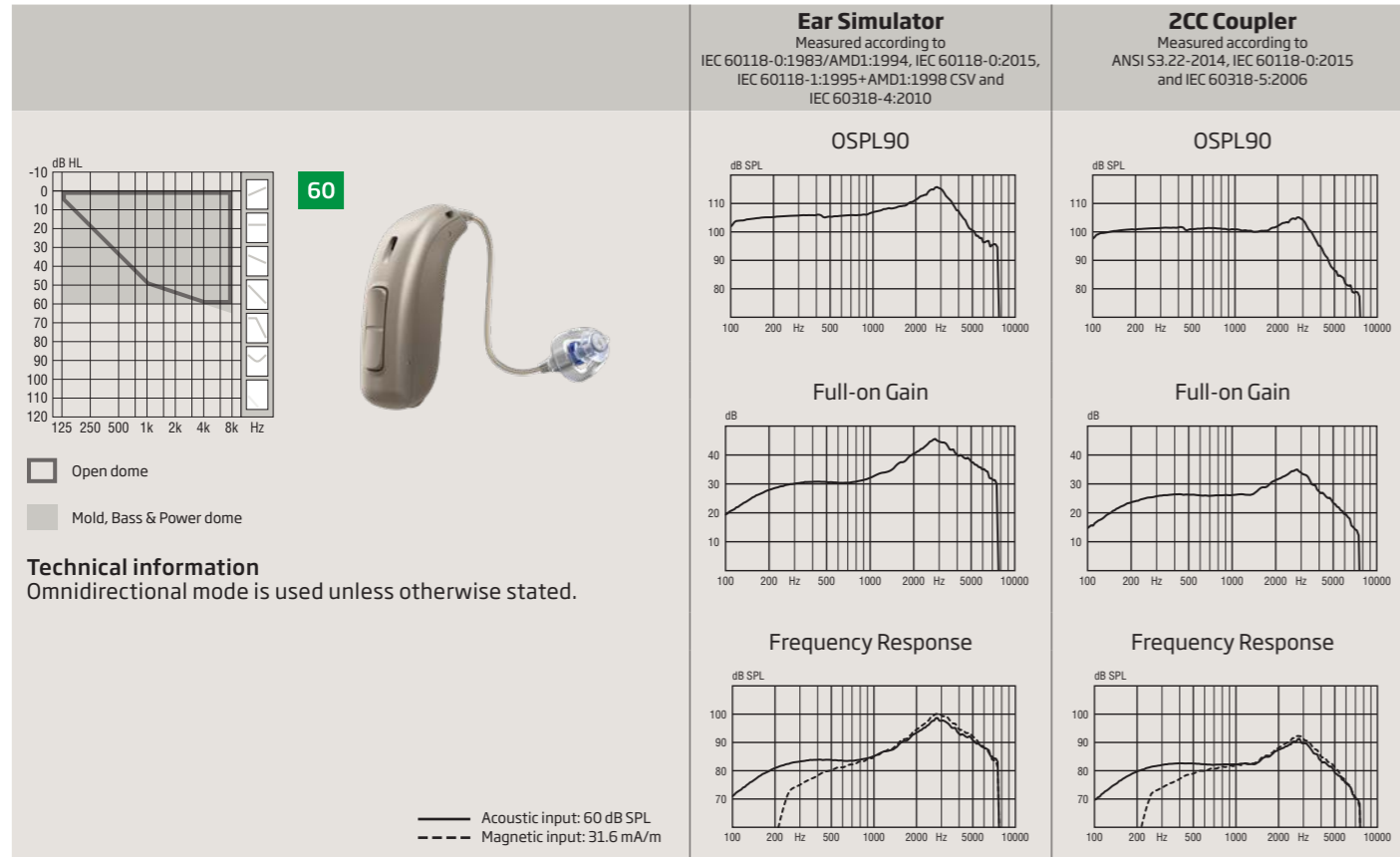
For information on compatibility, please visit www.oticon.com/solutions/accessories

Oticon Ruby

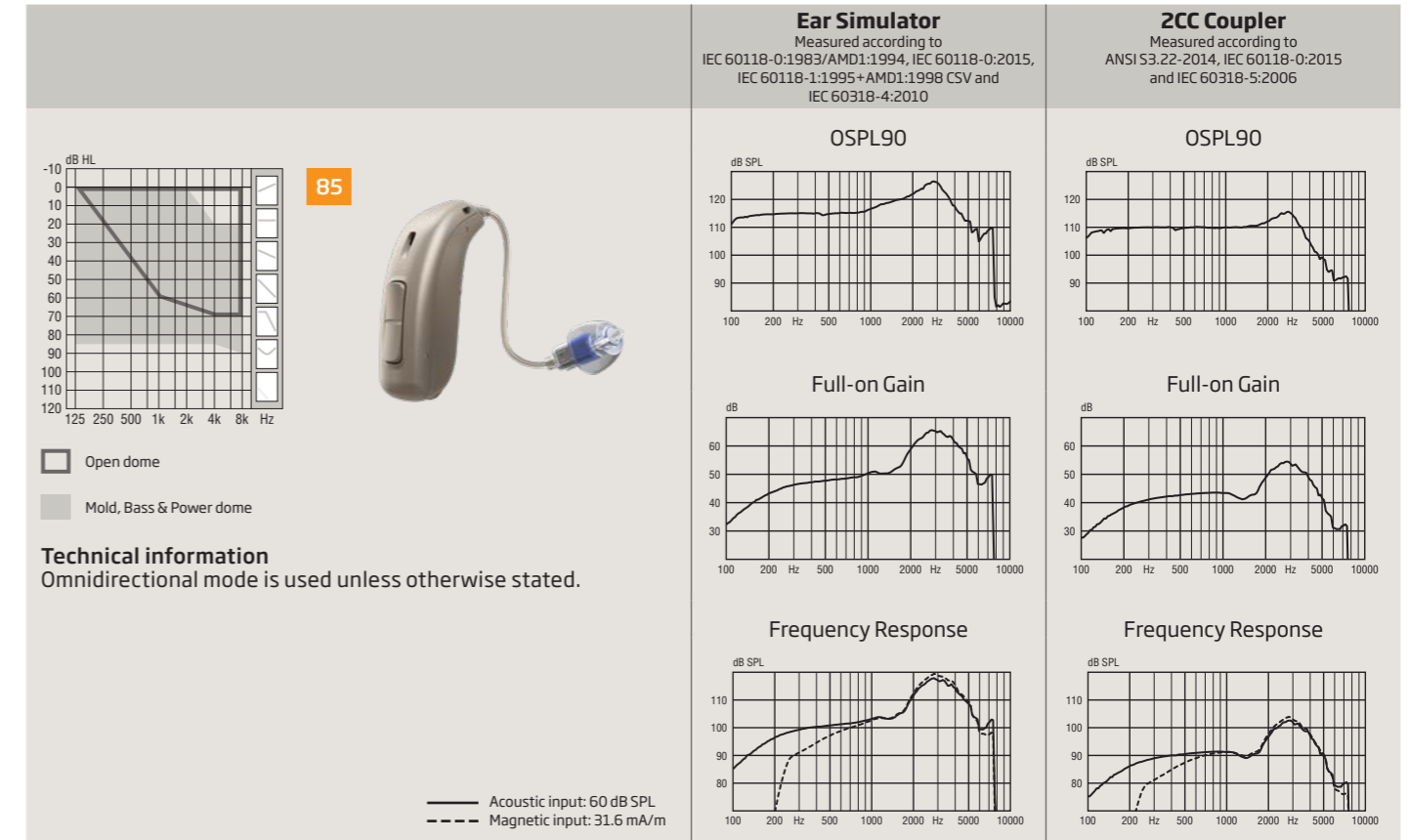
miniRITE T 60

Oticon Ruby

miniRITE T 85



OSPL90	Peak	116 dB SPL	105 dB SPL
	1600 Hz	109 dB SPL	100 dB SPL
	HFA-OSPL90	110 dB SPL	102 dB SPL
Full-on gain ¹	Peak	46 dB	35 dB
	1600 Hz	37 dB	29 dB
	HFA-FOG	38 dB	30 dB
Reference test gain		30 dB	26 dB
Frequency range		110-7500 Hz	100-7500 Hz
Telecoil output (1600 Hz)	1 mA/m field	67 dB SPL	-
	10 mA/m field	87 dB SPL	-
	SPLITS L/R	-	85/85 dB SPL
Total harmonic distortion (Input 70 dB SPL)	500 Hz	<2 %	<2 %
	800 Hz	<3 %	<2 %
	1600 Hz	<2 %	<2 %
Equivalent input noise level	Omni	22 dB SPL	19 dB SPL
	Dir	30 dB SPL	28 dB SPL
Battery consumption ²	Typical	1.5 mA	1.6 mA
	Quiescent	1.5 mA	1.5 mA
Battery life, artificial measurement, hours ³		120	115
Expected battery life, hours (battery size 312 - IEC PR41) ⁴		60-65	
IRIL (IEC 60118-13:2011)		700/1400/2000 MHz: 16/21/26 dB SPL	



OSPL90	Peak	127 dB SPL	116 dB SPL
	1600 Hz	120 dB SPL	111 dB SPL
	HFA-OSPL90	121 dB SPL	112 dB SPL
Full-on gain ¹	Peak	66 dB	54 dB
	1600 Hz	52 dB	43 dB
	HFA-FOG	55 dB	47 dB
Reference test gain		45 dB	34 dB
Frequency range		120-7500 Hz	100-7500 Hz
Telecoil output (1600 Hz)	1 mA/m field	82 dB SPL	-
	10 mA/m field	102 dB SPL	-
	SPLITS L/R	-	94/94 dB SPL
Total harmonic distortion (Input 70 dB SPL)	500 Hz	<2 %	<2 %
	800 Hz	<3 %	<2 %
	1600 Hz	<2 %	<2 %
Equivalent input noise level	Omni	26 dB SPL	21 dB SPL
	Dir	33 dB SPL	30 dB SPL
Battery consumption ²	Typical	1.6 mA	1.7 mA
	Quiescent	1.5 mA	1.5 mA
Battery life, artificial measurement, hours ³		110	105
Expected battery life, hours (battery size 312 - IEC PR41) ⁴		55-65	
IRIL (IEC 60118-13:2011)		700/1400/2000 MHz: 20/20/24 dB SPL	

1) Measured with the gain control of the hearing aid set to its full-on position minus 20 dB and with an input SPL of 70 dB. This is to obtain a gain response equal to the full-on gain response from e.g. IEC 60118-0+A1:1994 but without influence of feedback.
 2) Battery current is measured according to IEC 60118-0:1983/AMD1:1994 §7.11, IEC 60118-0:2015 §7.7 and ANSI S3.22:2014 §6.13 after a settling time of a minimum of 3 minutes.
 3) Based on the standardized battery consumption measurement (IEC 60118-0:1983/AMD1:1994). The actual battery life depends on battery quality, use pattern, active feature set, hearing loss and sound environment.
 4) Real usage battery life is shown as an estimated interval based on mixed use cases with variable amplification settings and variable input levels, incl. direct stereo streaming from a TV (25% of the time) and streaming from a mobile phone (6% of the time).

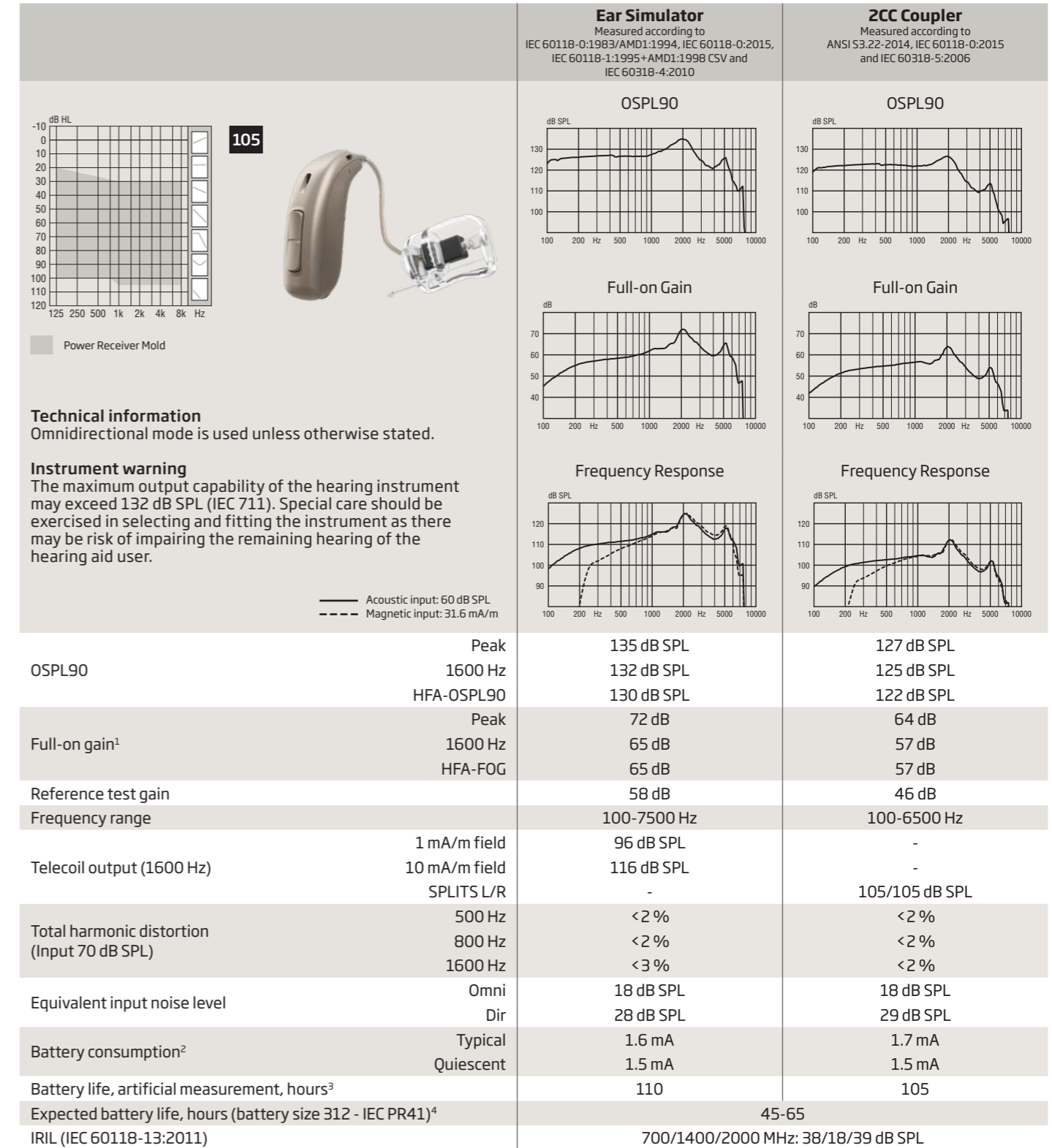
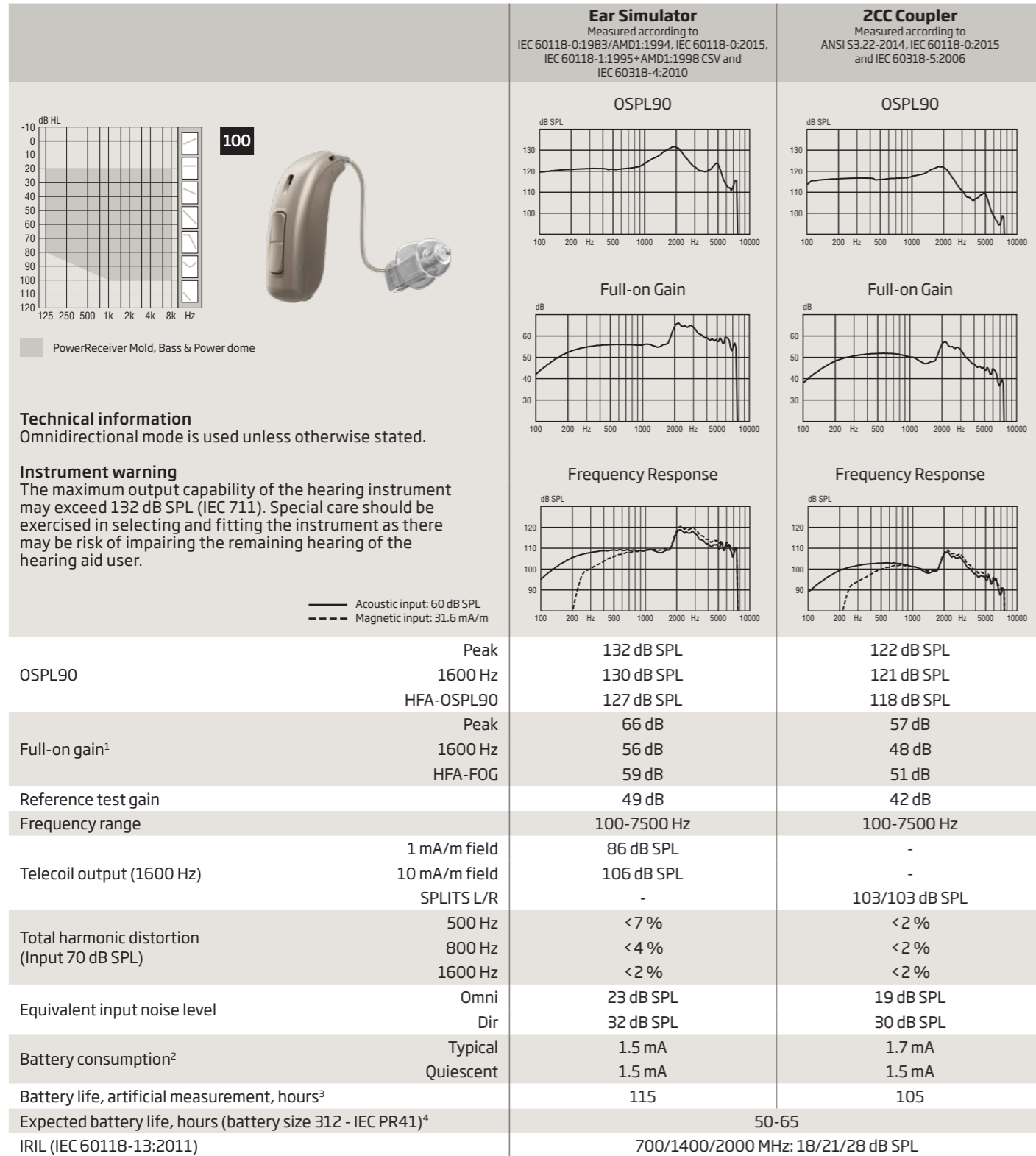
1) Measured with the gain control of the hearing aid set to its full-on position minus 20 dB and with an input SPL of 70 dB. This is to obtain a gain response equal to the full-on gain response from e.g. IEC 60118-0+A1:1994 but without influence of feedback.
 2) Battery current is measured according to IEC 60118-0:1983/AMD1:1994 §7.11, IEC 60118-0:2015 §7.7 and ANSI S3.22:2014 §6.13 after a settling time of a minimum of 3 minutes.
 3) Based on the standardized battery consumption measurement (IEC 60118-0:1983/AMD1:1994). The actual battery life depends on battery quality, use pattern, active feature set, hearing loss and sound environment.
 4) Real usage battery life is shown as an estimated interval based on mixed use cases with variable amplification settings and variable input levels, incl. direct stereo streaming from a TV (25% of the time) and streaming from a mobile phone (6% of the time).

Oticon Ruby

miniRITE T 100

Oticon Ruby

miniRITE T 105



1) Measured with the gain control of the hearing aid set to its full-on position minus 20 dB and with an input SPL of 70 dB. This is to obtain a gain response equal to the full-on gain response from e.g. IEC 60118-0+A1:1994 but without influence of feedback.

2) Battery current is measured according to IEC 60118-0:1983/AMD1:1994 §7.11, IEC 60118-0:2015 §7.7 and ANSI S3.22:2014 §6.13 after a settling time of a minimum of 3 minutes.

3) Based on the standardized battery consumption measurement (IEC 60118-0:1983/AMD1:1994). The actual battery life depends on battery quality, use pattern, active feature set, hearing loss and sound environment.

4) Real usage battery life is shown as an estimated interval based on mixed use cases with variable amplification settings and variable input levels, incl. direct stereo streaming from a TV (25% of the time) and streaming from a mobile phone (6% of the time).

1) Measured with the gain control of the hearing aid set to its full-on position minus 20 dB and with an input SPL of 70 dB. This is to obtain a gain response equal to the full-on gain response from e.g. IEC 60118-0+A1:1994 but without influence of feedback.

2) Battery current is measured according to IEC 60118-0:1983/AMD1:1994 §7.11, IEC 60118-0:2015 §7.7 and ANSI S3.22:2014 §6.13 after a settling time of a minimum of 3 minutes.

3) Based on the standardized battery consumption measurement (IEC 60118-0:1983/AMD1:1994). The actual battery life depends on battery quality, use pattern, active feature set, hearing loss and sound environment.

4) Real usage battery life is shown as an estimated interval based on mixed use cases with variable amplification settings and variable input levels, incl. direct stereo streaming from a TV (25% of the time) and streaming from a mobile phone (6% of the time).



Oticon A/S
Kongebakken 9
DK-2765 Smørum
Denmark

21551505 / 2019.11.26