

PRODUCT INFORMATION OTICON AGIL PRO OTICON AGIL

Oticon Agil is a family of versatile, premium-featured fitting solutions. The Oticon Agil family is suitable for all types of hearing losses within the mild to severe-to-profound range.

Oticon Agil offers pioneering adaptive signal processing, superb sound quality with up to 10 kHz fitting bandwidth, and advanced wireless capabilities. The family includes style options from CIC to BTE Power, including two new attractive styles: a compact miniBTE and CIC's now offering a push button option.

Spatial Sound 2.0

Based on Binaural Processing and higher instrument bandwidth, Spatial Sound is designed to preserve the spatial qualities and the acoustically determined origin and organization of the incoming sound.

Organization of a sound scene is fundamental for a more authentic and comfortable listening experience and improved understanding of speech in noise.

Spatial Sound 2.0, with Binaural Noise Management, works in parallel with binaural processing and 10 kHz fitting bandwidth.

Speech Guard

Speech Guard adapts its processing to the sound levels and components of the sound environment to give optimized speech understanding. Conversation is kept in focus enabling the listener to follow the speaker with less effort. This new signal processing works to maintain signal fidelity and has a unique ability to

preserve speech characteristics. Speech Guard instantaneously responds to rapidly occurring sounds helping to maintain focus on the speaker.

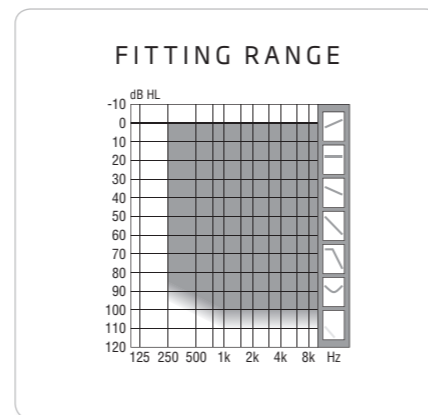
Connect [+]

For connectivity, Oticon Agil introduces the sound enhancing features Music Widening and Power Bass to give a more spacious sound experience and a richer LF response with open fittings.

The expanded range of adjustable features helps to optimize ConnectLine applications according to patient preferences.

Family Features

- Binaural Processing (Spatial Sound 2.0)
- Speech Guard
- Binaural Synchronization
- Binaural Noise Management
- Binaural PB Coordination
- Fitting Bandwidth 10 kHz
- Front Focus
- LifeLearning/Activity Analyzer
- My Voice
- Binaural Dynamic Feedback Cancellation 2 (DFC2)
- Power Bass, Music Widening
- AutoPhone
- Tri State Noise Management
- Multi Band Adaptive Directionality
- Voice Aligned Compression (VAC)
- NAL-NL1, NAL-NL2 and DSL v5.0a m[i/o]
- Flexible Receiver System
- Streamer & ConnectLine compatible
- DAI and FM options
- T-coil
- nEARcom Cordless fitting enabled
- In-situ audiometry



MODEL FEATURES	Oticon Agil Pro	Oticon Agil
Fitting Formulas	VAC, NAL, DSL	VAC, NAL, DSL
Fitting Bandwidth*	10 kHz	10 kHz
Binaural Processing (compression)	Yes	No
Binaural Synchronization (DIR, NR)	Yes	No
Binaural Coordination (user operations)	Yes	Yes
Speech Guard	Yes	Yes
Binaural Noise Management	Yes	No
Binaural DFC2	Yes	Yes
Music Widening	Yes	Yes
Power Bass	Yes	Yes
My Voice	Yes	No
Life Learning	Yes	Yes
Identities	5	5
Fitting Bands	10	10

*) Bandwidth accessible for gain adjustments during fitting

FITTING

Oticon Agil instruments are programmed using the Genie 2012.1 Fitting Software or higher compatible with NOAH 3 or higher. They can be programmed using either programming cables #3 or cordlessly using nEARcom (TM#1).

Fitting with cables

CIC/MIC	FlexConnect Mini
ITC Power	Flex Connect
ITC/ITE	Programming Adaptor
miniRITE	Flex Connent
miniBTE	Cable #3 directly
BTE/RITE	Programming Shoe

Cordless fitting - nEARcom

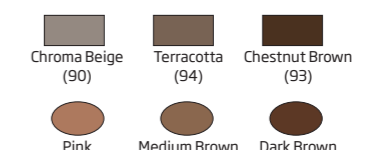
nEARcom provides a cordless link between NOAHlink and one or two wireless enabled hearing instruments. In addition nEARcom provides a pass-through connection to accommodate programming cables and replaces the existing NOAHlink neck loop (*not available with CIC/MIC and ITC Power*).

COLOR SELECTION

RITE and BTE Shells



RITE Custom Molds



Custom Instruments



MINI RITE

	Standard	Medium	Power
OSPL90 (peak)	119 dB SPL	125 dB SPL	132 dB SPL
2cc coupler	109 dB SPL	114 dB SPL	124 dB SPL
Full-on gain (peak)	57 dB	61 dB	65 dB
2cc coupler	46 dB	50 dB	55 dB
Directional	Yes	Yes	Yes
User programs	1-4	1-4	1-4
Streamer compatible	Yes	Yes	Yes
Streamer programs	3	3	3
FM compatible	No	No	No
Telecoil	No	No	No
AutoPhone	Yes (M)	Yes (M)	Yes (M)
Volume control	Yes	Yes	Yes
Cordless fitting (nEARcom)	Yes	Yes	Yes
Battery size	312	312	312
Battery life, typical	140 hours	120 hours	115 hours

RITE

	Standard	Medium	Power
OSPL90 (peak)	119 dB SPL	125 dB SPL	132 dB SPL
2cc coupler	108 dB SPL	115 dB SPL	124 dB SPL
Full-on gain (peak)	57 dB	61 dB	65 dB
2cc coupler	46 dB	51 dB	55 dB
Directional	Yes	Yes	Yes
User programs	1-4	1-4	1-4
Streamer compatible	Yes	Yes	Yes
Streamer programs	3	3	3
FM compatible	Yes	Yes	Yes
Telecoil	Yes	Yes	Yes
AutoPhone	Yes	Yes	Yes
Volume control	Yes	yes	Yes
Cordless fitting (nEARcom)	Yes	Yes	Yes
Battery size	312	312	312
Battery life, typical	108 hours	100 hours	100 hours

MINI BTE

	Medium	Medium	Power
OSPL90 (peak)	131 dB SPL	126 dB SPL	134 dB SPL
2cc coupler	121 dB SPL	118 dB SPL	127 dB SPL
Full-on gain (peak)	62 dB	60 dB	68 dB
2cc coupler	53 dB	51 dB	61 dB
Directional	Yes	Yes	Yes
User programs	1-4	1-4	1-4
Streamer compatible	Yes	Yes	Yes
Streamer programs	3	3	3
FM compatible	No	Yes	Yes
Telecoil	No	Yes	Yes
AutoPhone	Yes (M)	Yes	Yes
Volume control	Yes	Yes	Yes
Cordless fitting (nEARcom)	Yes	Yes	Yes
Battery size	312	13	13
Battery life, typical	125 hours	220 hours	215 hours

CIC/MIC

	Standard	Power
OSPL90 (peak)	121 dB SPL	127 dB SPL
2cc coupler	110 dB SPL	118 dB SPL
Full-on gain (peak)	48 dB	59 dB
2cc coupler	37 dB	49 dB
Directional	No	No
User programs	1-4	1-4
Streamer compatible	No	No
Streamer programs	-	-
FM compatible	No	No
Telecoil	No	No
AutoPhone	No	No
Volume control	No	No
Cordless fitting (nEARcom)	No	No
Battery size	10	10
Battery life, typical	120 hours	110 hours

ITC

	ITC Standard	ITC/HS Power Omni	ITC/HS Power Dir
OSPL90 (peak)	123 dB SPL	129 dB SPL	130 dB SPL
2cc coupler	113 dB SPL	119 dB SPL	120 dB SPL
Full-on gain (peak)	51 dB	62 dB	62 dB
2cc coupler	41 dB	54 dB	54 dB
Directional	Yes	No	Yes
User programs	1-4	1-4	1-4
Streamer compatible	Yes	No	No
Streamer programs	3	-	-
FM compatible	No	No	No
Telecoil	No	Optional	Optional
AutoPhone	Optional	Optional	Optional
Volume control	Optional	Optional	Optional
Cordless fitting (nEARcom)	Yes	No	No
Battery size	312	312	312
Battery life, typical	117 hours	175hours	140 hours

HS/LP

	Medium
OSPL90 (peak)	123 dB SPL
2cc coupler	113 dB SPL
Full-on gain (peak)	56 dB
2cc coupler	46 dB
Directional	Yes
User programs	1-4
Streamer compatible	Yes
Streamer programs	3
FM compatible	No
Telecoil	Optional
AutoPhone	Optional
Volume control	Optional
Cordless fitting (nEARcom)	Yes
Battery size	312
Battery life, typical	117 hours

RITE STYLES

Receiver Unit	Three solutions with different output performance (Standard, Medium and Power), available in various lengths from size 1 to 5.	Ear Grip	Ensures a secure, comfortable grip and retention. One version fits left and right ear
Receiver Connector (to instrument)	Type C1	Wax Protection	NoWax in receiver unit WaxStop in Micro Mold NoWax in Power Mold
Ear Piece	Open Dome: Available in three sizes (6 mm, 8 mm, 10 mm) Plus Dome: One size Power Dome: Available in four sizes (6 mm, 8 mm, 10 mm, 12 mm) Customized ear pieces available as LiteTip and Micro Mold. Requires taking an impression		

BTE AND RITE STYLES

Tamper resistant battery drawer	Available in 7 colors
Sound Hook	Interchangeable standard and pediatric hook (BTE's only)
Damper	Damping element in sound hook for replacement (Not used in BTE Power)
Thin Tube Fitting	Corda ² (Not available for BTE Power)
DAI Adaptor	AP 900
Dedicated FM Receiver	Amigo R12
FM Adaptor	FM 9 Compatible with Amigo R1, R2 and other universal receivers (not recommended for instruments using 312 batteries).

MINI RITE STANDARD

OTICON AGIL PRO
OTICON AGIL



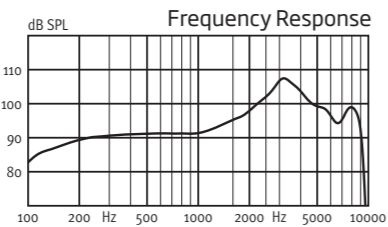
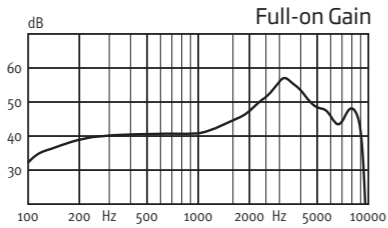
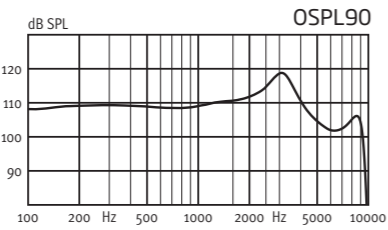
Scale 1:1

Technical Information

Omnidirectional mode is used unless otherwise stated.

EAR SIMULATOR

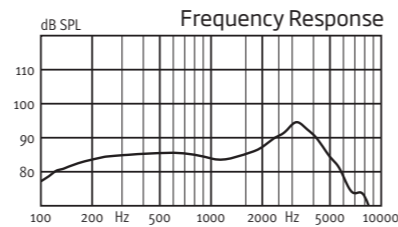
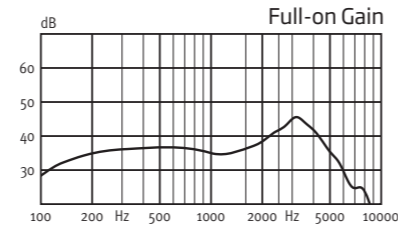
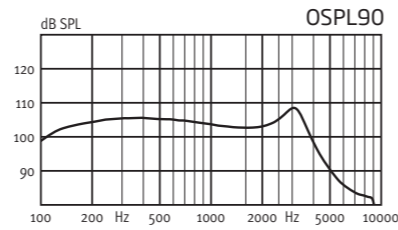
Measured according to IEC 60118-0 (1983) and 60711 (1981) and DIN 45605.



Oticon | Agil

2CC COUPLER

Measured according to ANSI S3.22 (2003) and S3.7 (1995), IEC 60118-7 (2005) and IEC 60318-5 (2006).



OSPL90	Peak	119 dB SPL	109 dB SPL
	1600 Hz	111 dB SPL	103 dB SPL
	Average	110 dB SPL	104 dB SPL
Full-on gain	Peak	57 dB	46 dB
	1600 Hz	44 dB	36 dB
	Average	42 dB	38 dB
Frequency range		100-9500 Hz	100-8900 Hz
Telecoil output (1600 Hz)	1 mA/m field	-	-
	10 mA/m field	-	-
	SPLITS L/R	-	-
Total harmonic distortion	500 Hz	0.3 %	0.2 %
(Input 70 dB SPL)	800 Hz	0.7 %	0.2 %
	1600 Hz	0.5 %	0.3 %
Equivalent input noise level (A)	Omni	24 dB SPL	19 dB SPL
	Dir	32 dB SPL	27 dB SPL
Battery consumption	Quiescent	1.0 mA	1.0 mA
	Typical	1.0 mA	1.0 mA

Battery life, calculated, hours*

140

(Size 312, IEC PR41)

IRIL (IEC 60118-13) GSM/DECT

-23/-20 dB SPL

MINI RITE MEDIUM

OTICON AGIL PRO
OTICON AGIL



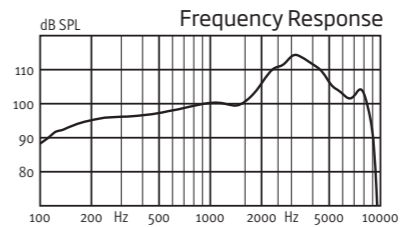
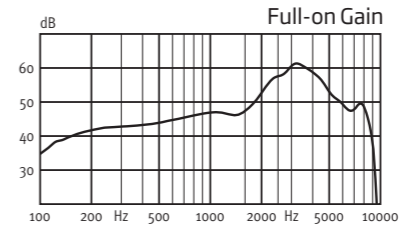
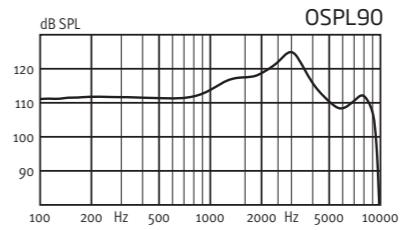
Scale 1:1

Technical Information

Omnidirectional mode is used unless otherwise stated.

EAR SIMULATOR

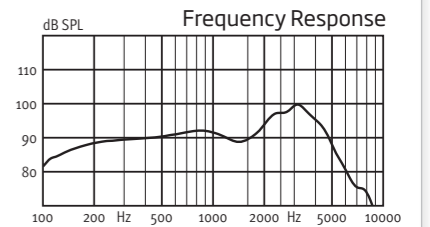
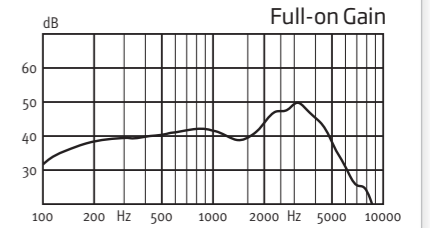
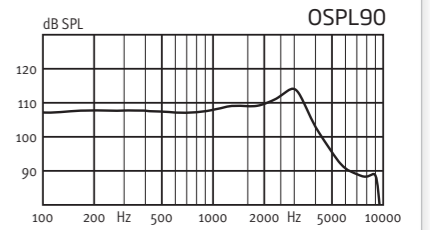
Measured according to IEC 60118-0 (1983) and 60711 (1981) and DIN 45605.



Oticon | Agil

2CC COUPLER

Measured according to ANSI S3.22 (2003) and S3.7 (1995), IEC 60118-7 (2005) and IEC 60318-5 (2006).



OSPL90	Peak	125 dB SPL	114 dB SPL
	1600 Hz	117 dB SPL	109 dB SPL
	Average	114 dB SPL	110 dB SPL
Full-on gain	Peak	61 dB	50 dB
	1600 Hz	48 dB	40 dB
	Average	48 dB	43 dB
Frequency range		100-9500 Hz	100-8200 Hz
Telecoil output (1600 Hz)	1 mA/m field	-	-
	10 mA/m field	-	-
	SPLITS L/R	-	-
Total harmonic distortion	500 Hz	0.7 %	0.5 %
(Input 70 dB SPL)	800 Hz	1.2 %	0.7 %
	1600 Hz	0.7 %	1.0 %
Equivalent input noise level (A)	Omni	24 dB SPL	21 dB SPL
	Dir	33 dB SPL	33 dB SPL
Battery consumption	Quiescent	1.2 mA	1.1 mA
	Typical	1.2 mA	1.1 mA

Battery life, calculated, hours*

120

(Size 312, IEC PR41)

IRIL (IEC 60118-13) GSM/DECT

-17/-21 dB SPL

*) Based on the standardised battery consumption measurement. The actual battery life depends on battery quality, use pattern, active feature set, hearing loss and sound environment

*) Based on the standardised battery consumption measurement. The actual battery life depends on battery quality, use pattern, active feature set, hearing loss and sound environment

MINI RITE POWER

OTICON AGIL PRO
OTICON AGIL



Scale 1:1

Technical Information

Omnidirectional mode is used unless otherwise stated.

Warning to the instrument dispenser

The maximum output capability of the hearing instrument may exceed 132 dB SPL (IEC 711). Special care should be exercised in selecting and fitting the instrument as there may be risk of impairing the remaining hearing of the hearing instrument user.

OSPL90	Peak	132 dB SPL	124 dB SPL
	1600 Hz	131 dB SPL	124 dB SPL
	Average	125 dB SPL	119 dB SPL
Full-on gain	Peak	65 dB	55 dB
	1600 Hz	58 dB	51 dB
	Average	58 dB	52 dB
Frequency range		100-7700 Hz	100-7100 Hz
Telecoil output (1600 Hz)	1 mA/m field	-	-
	10 mA/m field	-	-
	SPLITS L/R	-	-
Total harmonic distortion (Input 70 dB SPL)	500 Hz	1.5 %	0.7 %
	800 Hz	0.8 %	0.4 %
	1600 Hz	0.4 %	0.2 %
Equivalent input noise level (A)	Omni	21 dB SPL	16 dB SPL
	Dir	30 dB SPL	25 dB SPL
Battery consumption	Quiescent	1.0 mA	1.1 mA
	Typical	1.0 mA	1.1 mA

Battery life, calculated, hours*

115

(Size 312, IEC PR41)

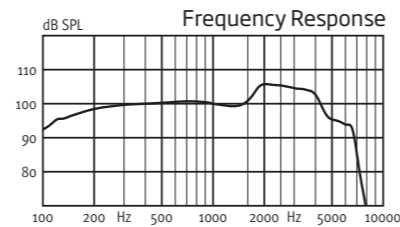
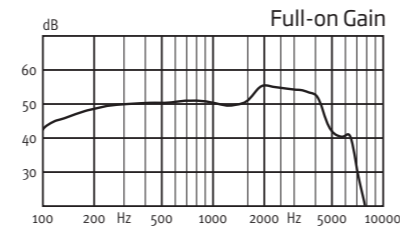
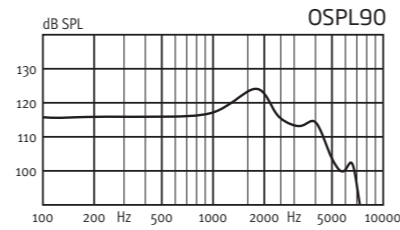
IRIL (IEC 60118-13) GSM/DECT

-20/-23 dB SPL

Oticon | Agil

2CC COUPLER

Measured according to ANSI S3.22 (2003) and S3.7 (1995), IEC 60118-7 (2005) and IEC 60318-5 (2006).



RITE STANDARD

OTICON AGIL PRO
OTICON AGIL



Scale 1:1

Technical Information

Omnidirectional mode is used unless otherwise stated.

OSPL90	Peak	119 dB SPL	108 dB SPL
	1600 Hz	111 dB SPL	103 dB SPL
	Average	110 dB SPL	104 dB SPL
Full-on gain	Peak	57 dB	46 dB
	1600 Hz	45 dB	37 dB
	Average	43 dB	37 dB
Frequency range		100-9500 Hz	100-9000 Hz
Telecoil output (1600 Hz)	1 mA/m field	77 dB SPL	-
	10 mA/m field	97 dB SPL	-
	SPLITS L/R	-	87/89 dB SPL
Total harmonic distortion (Input 70 dB SPL)	500 Hz	0.3 %	0.1 %
	800 Hz	0.5 %	0.3 %
	1600 Hz	0.5 %	0.4 %
Equivalent input noise level (A)	Omni	22 dB SPL	19 dB SPL
	Dir	29 dB SPL	25 dB SPL
Battery consumption	Quiescent	1.3 mA	1.3 mA
	Typical	1.3 mA	1.3 mA

Battery life, calculated, hours*

108

(Size 312, IEC PR41)

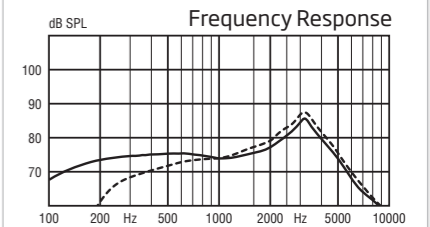
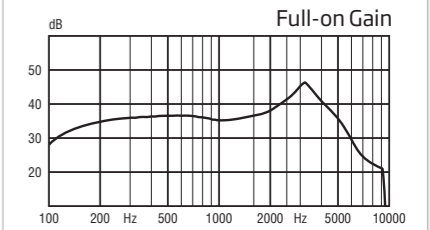
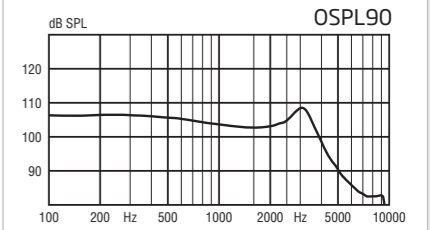
IRIL (IEC 60118-13) GSM/DECT

-23/-12 dB SPL

Oticon | Agil

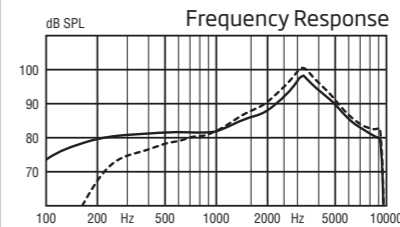
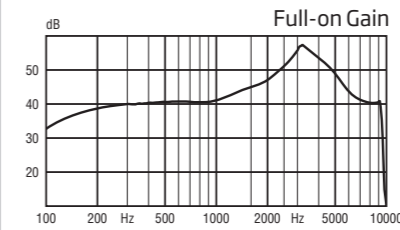
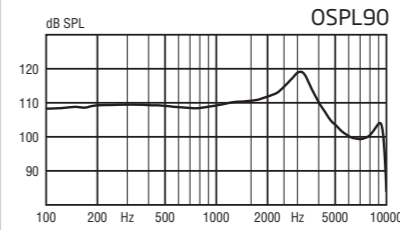
2CC COUPLER

Measured according to ANSI S3.22 (2003) and S3.7 (1995), IEC 60118-7 (2005) and IEC 60318-5 (2006).



EAR SIMULATOR

Measured according to IEC 60118-0 (1983) and 60711 (1981) and DIN 45605.



— Acoustic input: 60 dB SPL
- - - Magnetic input: 31.6 mA/m

*) Based on the standardised battery consumption measurement. The actual battery life depends on battery quality, use pattern, active feature set, hearing loss and sound environment

*) Based on the standardised battery consumption measurement. The actual battery life depends on battery quality, use pattern, active feature set, hearing loss and sound environment

RITE MEDIUM
OTICON AGIL PRO
OTICON AGIL

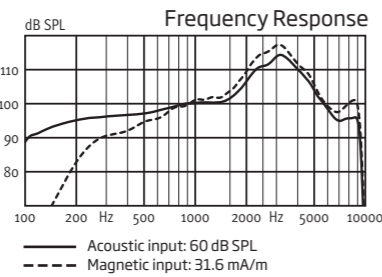
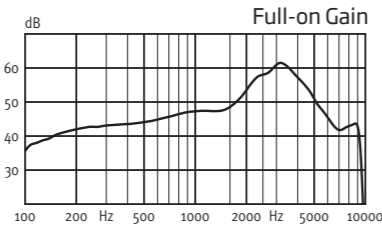
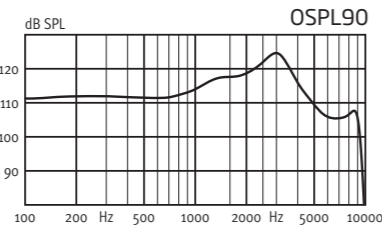


Scale 1:1

Technical Information
Omnidirectional mode is used unless otherwise stated.

EAR SIMULATOR

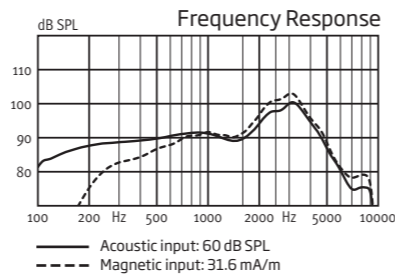
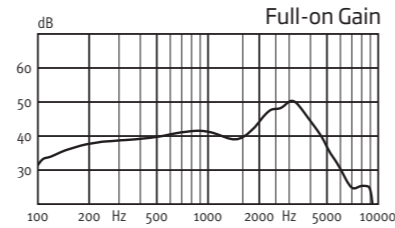
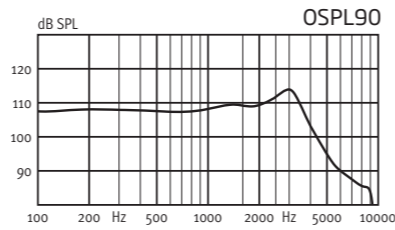
Measured according to IEC 60118-0 (1983) and 60711 (1981) and DIN 45605.



Oticon | Agil

ZCC COUPLER

Measured according to ANSI S3.22 (2003) and S3.7 (1995), IEC 60118-7 (2005) and IEC 60318-5 (2006).



OSPL90	Peak	125 dB SPL	115 dB SPL
	1600 Hz	117 dB SPL	109 dB SPL
	Average	114 dB SPL	110 dB SPL
Full-on gain	Peak	61 dB	51 dB
	1600 Hz	48 dB	40 dB
	Average	48 dB	43 dB
Frequency range		100-9500 Hz	100-9500 Hz
Telecoil output (1600 Hz)	1 mA/m field	80 dB SPL	-
	10 mA/m field	100 dB SPL	-
	SPLITS L/R	-	93/94 dB SPL
Total harmonic distortion	500 Hz	0.8 %	0.6 %
(Input 70 dB SPL)	800 Hz	1.3 %	0.7 %
	1600 Hz	0.6 %	0.6 %
Equivalent input noise level (A)	Omni	24 dB SPL	20 dB SPL
	Dir	33 dB SPL	27 dB SPL
Battery consumption	Quiescent	1.5 mA	1.4 mA
	Typical	1.5 mA	1.4 mA

Battery life, calculated, hours* 100

(Size 312, IEC PR41)

IRIL (IEC 60118-13) GSM/DECT -21/-11 dB SPL

RITE POWER
OTICON AGIL PRO
OTICON AGIL



Scale 1:1

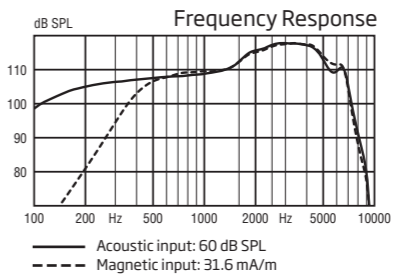
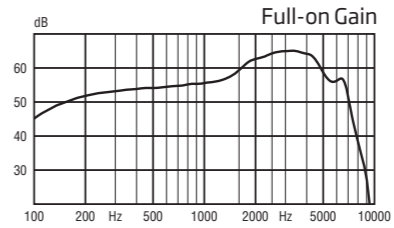
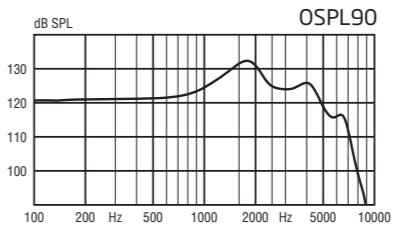
Technical Information
Omnidirectional mode is used unless otherwise stated.

Warning to the instrument dispenser

The maximum output capability of the hearing instrument may exceed 132 dB SPL (IEC 711). Special care should be exercised in selecting and fitting the instrument as there may be risk of impairing the remaining hearing of the hearing instrument user.

EAR SIMULATOR

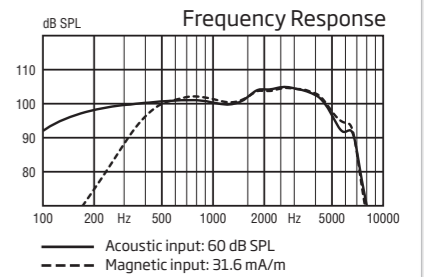
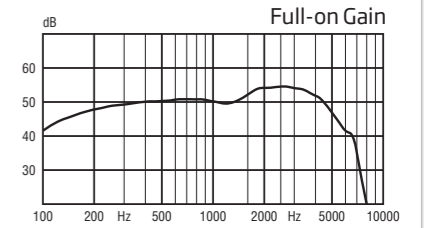
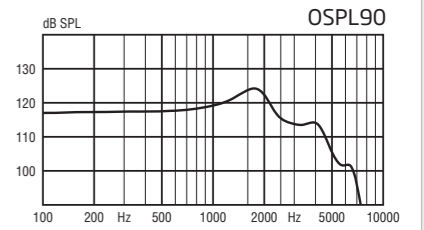
Measured according to IEC 60118-0 (1983) and 60711 (1981) and DIN 45605.



Oticon | Agil

ZCC COUPLER

Measured according to ANSI S3.22 (2003) and S3.7 (1995), IEC 60118-7 (2005) and IEC 60318-5 (2006).



OSPL90	Peak	132 dB SPL	124 dB SPL
	1600 Hz	131 dB SPL	124 dB SPL
	Average	125 dB SPL	119 dB SPL
Full-on gain	Peak	65 dB	55 dB
	1600 Hz	59 dB	52 dB
	Average	57 dB	52 dB
Frequency range		100-7500 Hz	100-7100 Hz
Telecoil output (1600 Hz)	1 mA/m field	89 dB SPL	-
	10 mA/m field	109 dB SPL	-
	SPLITS L/R	-	101/101 dB SPL
Total harmonic distortion	500 Hz	2.0 %	1.0 %
(Input 70 dB SPL)	800 Hz	1.0 %	0.5 %
	1600 Hz	0.5 %	0.5 %
Equivalent input noise level (A)	Omni	20 dB SPL	16 dB SPL
	Dir	35 dB SPL	30 dB SPL
Battery consumption	Quiescent	1.2 mA	1.2 mA
	Typical	1.3 mA	1.4 mA

Battery life, calculated, hours* 100

(Size 312, IEC PR41)

IRIL (IEC 60118-13) GSM/DECT -13/-7 dB SPL

*) Based on the standardised battery consumption measurement. The actual battery life depends on battery quality, use pattern, active feature set, hearing loss and sound environment

*) Based on the standardised battery consumption measurement. The actual battery life depends on battery quality, use pattern, active feature set, hearing loss and sound environment

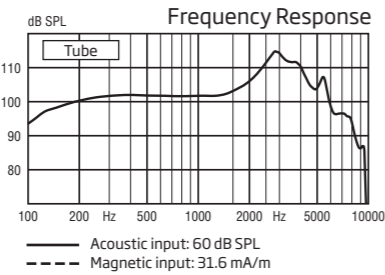
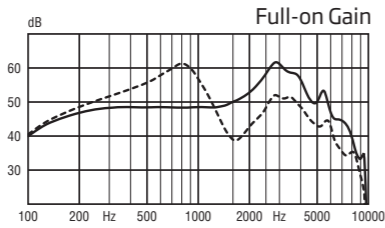
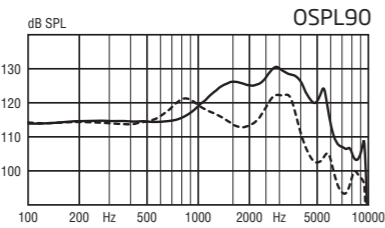
MINI BTE
OTICON AGIL PRO
OTICON AGIL



Scale 1:1

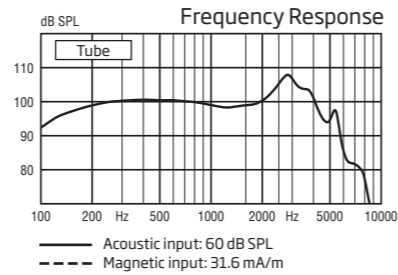
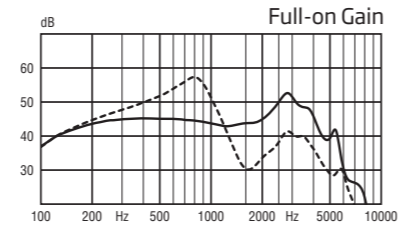
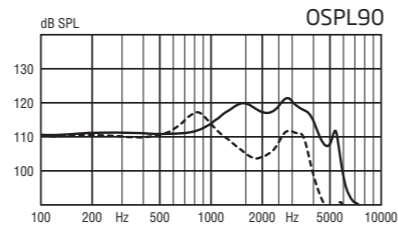
Technical Information
Omnidirectional mode is used unless otherwise stated.

EAR SIMULATOR
Measured according to
IEC 60118-0 (1983) and 60711 (1981)
and DIN 45605.



OTICON | Agil

2CC COUPLER
Measured according to
ANSI S3.22 (2003) and S3.7 (1995),
IEC 60118-7 (2005) and IEC 60318-5 (2006).



OSPL90	Peak	131 (122*) dB SPL	121 (117*) dB SPL
	1600 Hz	126 (114*) dB SPL	120 (105*) dB SPL
	Average	119 (116*) dB SPL	118 (109*) dB SPL
Full-on gain	Peak	62 (61*) dB	53 (57*) dB
	1600 Hz	50 (39*) dB	44 (30*) dB
	Average	50 (52*) dB	46 (40*) dB
Frequency range		100-8400 Hz	100-7500 Hz
Telecoil output (1600 Hz)	1 mA/m field	-	-
	10 mA/m field	-	-
	SPLITS L/R	-	-
Total harmonic distortion	500 Hz	0.9 %	0.7 %
(Input 70 dB SPL)	800 Hz	1.2 %	1.0 %
	1600 Hz	0.4 %	0.2 %
Equivalent input noise level (A)	Omni	22 dB SPL	17 dB SPL
	Dir	29 dB SPL	25 dB SPL
Battery consumption	Quiescent	1.1 mA	1.2 mA
	Typical	1.1 mA	1.2 mA

Battery life, calculated, hours**

125

(Size 312, IEC PR41)

IRIL (IEC 60118-13) GSM/DECT

-41/-9 dB SPL

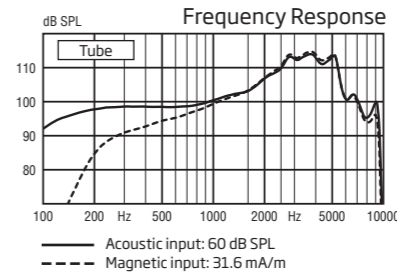
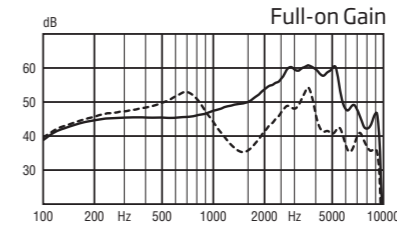
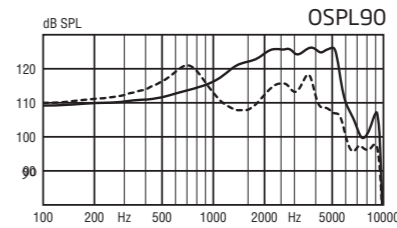
BTE 13
OTICON AGIL PRO
OTICON AGIL



Scale 1:1

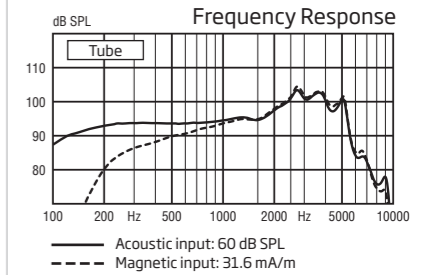
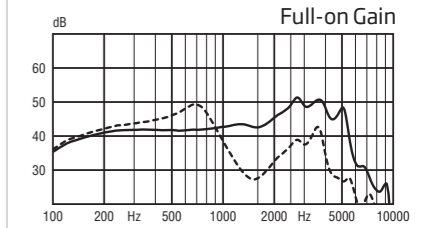
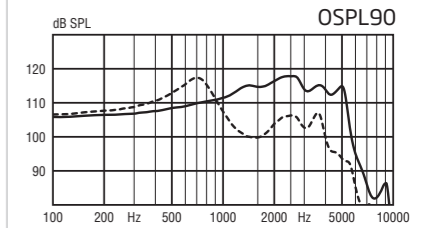
Technical Information
Omnidirectional mode is used unless otherwise stated.

EAR SIMULATOR
Measured according to
IEC 60118-0 (1983) and 60711 (1981)
and DIN 45605.



OTICON | Agil

2CC COUPLER
Measured according to
ANSI S3.22 (2003) and S3.7 (1995),
IEC 60118-7 (2005) and IEC 60318-5 (2006).



OSPL90	Peak	126 (121*) dB SPL	118 (117*) dB SPL
	1600 Hz	122 (108*) dB SPL	115 (100*) dB SPL
	Average	118 (114*) dB SPL	114 (104*) dB SPL
Full-on gain	Peak	60 (54*) dB	51 (49*) dB
	1600 Hz	50 (36*) dB	43 (28*) dB
	Average	49 (45*) dB	45 (34*) dB
Frequency range		100-9500 Hz	100-7800 Hz
Telecoil output (1600 Hz)	1 mA/m field	80 dB SPL	-
	10 mA/m field	100 dB SPL	-
	SPLITS L/R	-	95/95 dB SPL
Total harmonic distortion	500 Hz	0.3 %	0.2 %
(Input 70 dB SPL)	800 Hz	0.6 %	0.4 %
	1600 Hz	0.3 %	0.2 %
Equivalent input noise level (A)	Omni	23 dB SPL	18 dB SPL
	Dir	31 dB SPL	27 dB SPL
Battery consumption	Quiescent	1.2 mA	1.2 mA
	Typical	1.2 mA	1.2 mA

Battery life, calculated, hours**

220

(Size 13, IEC PR48)

IRIL (IEC 60118-13) GSM/DECT

-27/-34 dB SPL

(*) For instruments fitted with Corda²
**) Based on the standardised battery consumption measurement. The actual battery life depends on battery quality, use pattern, active feature set, hearing loss and sound environment

(*) For instruments fitted with Corda²
**) Based on the standardised battery consumption measurement. The actual battery life depends on battery quality, use pattern, active feature set, hearing loss and sound environment

BTE POWER
OTICON AGIL PRO
OTICON AGIL



Scale 1:1

Technical Information
Omnidirectional mode is used unless otherwise stated.

Warning to the instrument dispenser
The maximum output capability of the hearing instrument may exceed 132 dB SPL (IEC 711). Special care should be exercised in selecting and fitting the instrument as there may be risk of impairing the remaining hearing of the hearing instrument user.

OSPL90	Peak	134 dB SPL	127 dB SPL
	1600 Hz	128 dB SPL	120 dB SPL
	Average	123 dB SPL	120 dB SPL
Full-on gain	Peak	68 dB	61 dB
	1600 Hz	63 dB	56 dB
	Average	57 dB	55 dB
Frequency range		100-9500 Hz	100-6000 Hz
Telecoil output (1600 Hz)	1 mA/m field	93 dB SPL	-
	10 mA/m field	113 dB SPL	-
	SPLITS L/R	-	99/99 dB SPL
Total harmonic distortion	500 Hz	1.4 %	1.0 %
(Input 70 dB SPL)	800 Hz	0.5 %	0.5 %
	1600 Hz	0.4 %	0.3 %
Equivalent input noise level (A)	Omni	16 dB SPL	15 dB SPL
	Dir	28 dB SPL	26 dB SPL
Battery consumption	Quiescent	1.2 mA	1.2 mA
	Typical	1.2 mA	1.2 mA

Battery life, calculated, hours* 215

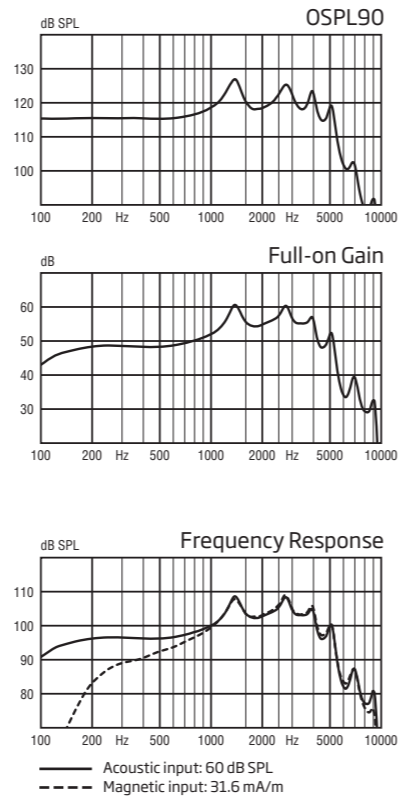
(Size 13, IEC PR48)

IRIL (IEC 60118-13) GSM/DECT -28/-34 dB SPL

Oticon | Agil

ZCC COUPLER

Measured according to ANSI S3.22 (2003) and S3.7 (1995), IEC 60118-7 (2005) and IEC 60318-5 (2006).



CIC/MIC STANDARD
OTICON AGIL PRO
OTICON AGIL



Scale 1:1

Technical Information
All measurements are made on instruments with NoWax protection. Omnidirectional mode is used unless otherwise stated.

OSPL90	Peak	121 dB SPL	110 dB SPL
	1600 Hz	112 dB SPL	104 dB SPL
	Average	110 dB SPL	105 dB SPL
Full-on gain	Peak	48 dB	37 dB
	1600 Hz	42 dB	34 dB
	Average	41 dB	35 dB
Frequency range		100-9800 Hz	100-8900 Hz
Telecoil output (1600 Hz)	1 mA/m field	-	-
	10 mA/m field	-	-
	SPLITS	-	-
Total harmonic distortion	500 Hz	1.2 %	1.2 %
(Input 70 dB SPL)	800 Hz	1.5 %	1.3 %
	1600 Hz	1.6 %	1.2 %
Equivalent input noise level (A)	Omni	23 dB SPL	20 dB SPL
	Dir	-	-
Battery consumption	Quiescent	0.7 mA	0.7 mA
	Typical	0.7 mA	0.7 mA

Battery life, calculated, hours* 120

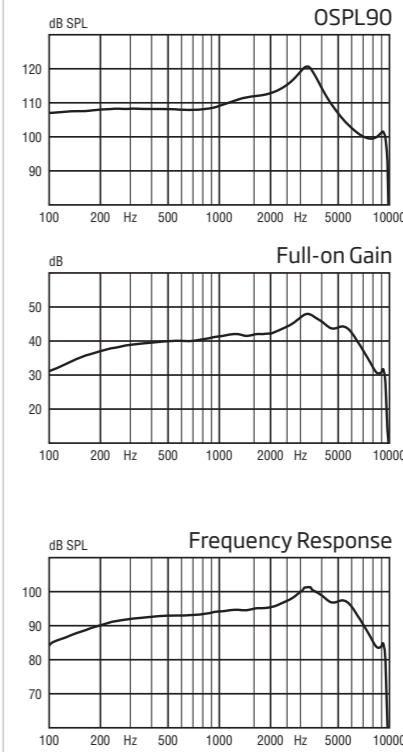
(Size 10, IEC PR70)

IRIL (IEC 60118-13) GSM/DECT -33/-20 dB SPL

Oticon | Agil

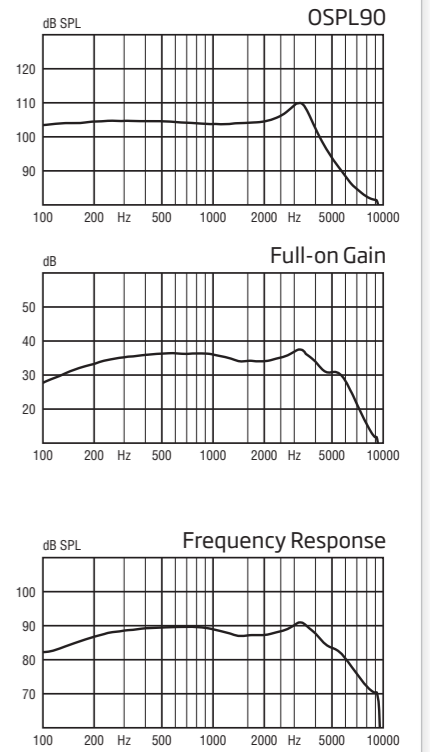
EAR SIMULATOR

Measured according to IEC 60118-0 (1983) and 60711 (1981) and DIN 45605.



ZCC COUPLER

Measured according to ANSI S3.22 (2003) and S3.7 (1995), IEC 60118-7 (2005) and IEC 60318-5 (2006).



*) Based on the standardised battery consumption measurement. The actual battery life depends on battery quality, use pattern, active feature set, hearing loss and sound environment

*) Based on the standardised battery consumption measurement. The actual battery life depends on battery quality, use pattern, active feature set, hearing loss and sound environment

CIC/MIC POWER

OTICON AGIL PRO
OTICON AGIL



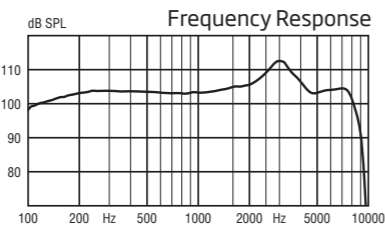
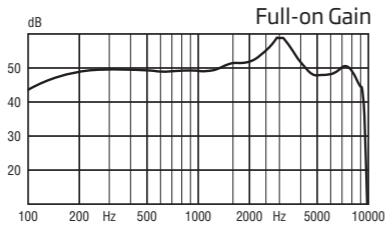
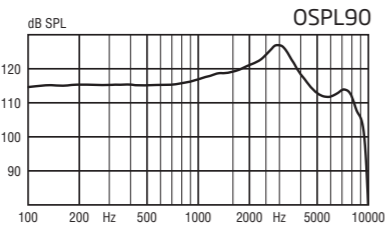
Scale 1:1

Technical Information

All measurements are made on instruments with NoWax protection. Omnidirectional mode is used unless otherwise stated.

EAR SIMULATOR

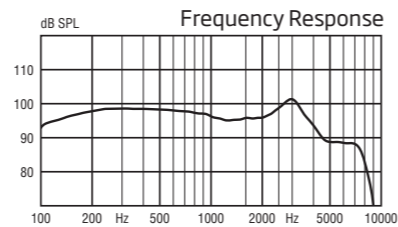
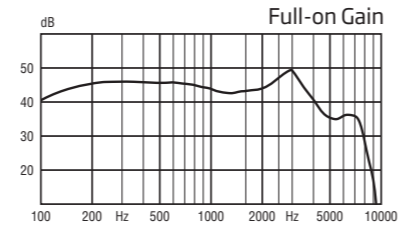
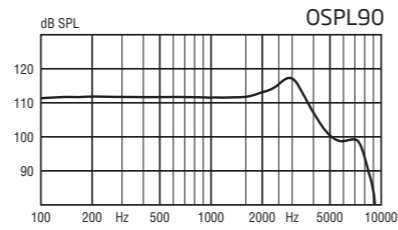
Measured according to IEC 60118-0 (1983) and 60711 (1981) and DIN 45605.



Oticon | Agil

2CC COUPLER

Measured according to ANSI S3.22 (2003) and S3.7 (1995), IEC 60118-7 (2005) and IEC 60318-5 (2006).



OSPL90	Peak	127 dB SPL	118 dB SPL
	1600 Hz	119 dB SPL	112 dB SPL
	Average	118 dB SPL	113 dB SPL
Full-on gain	Peak	59 dB	49 dB
	1600 Hz	52 dB	43 dB
	Average	50 dB	45 dB
Frequency range		100-9400 Hz	100-8400 Hz
Telecoil output (1600 Hz)	1 mA/m field	-	-
	10 mA/m field	-	-
	SPLITS L/R	-	-
Total harmonic distortion (Input 70 dB SPL)	500 Hz	1.1 %	0.8 %
	800 Hz	1.5 %	0.9 %
	1600 Hz	1.7 %	1.1 %
Equivalent input noise level (A)	Omni	21 dB SPL	19 dB SPL
	Dir	-	-
Battery consumption	Quiescent	0.7 mA	0.8 mA
	Typical	0.7 mA	0.8 mA

Battery life, calculated, hours*

110

(Size 10, IEC PR70)

IRIL (IEC 60118-13) GSM/DECT

-33/-20 dB SPL

ITC STANDARD

OTICON AGIL PRO
OTICON AGIL



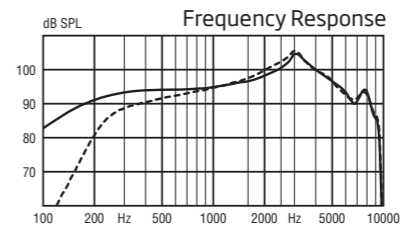
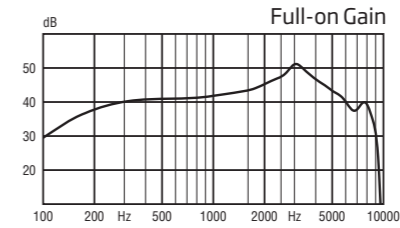
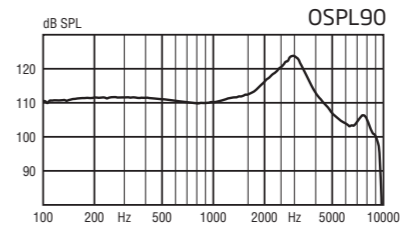
Scale 1:1

Technical Information

All measurements are made on instruments with NoWax protection. Omnidirectional mode is used unless otherwise stated.

EAR SIMULATOR

Measured according to IEC 60118-0 (1983) and 60711 (1981) and DIN 45605.

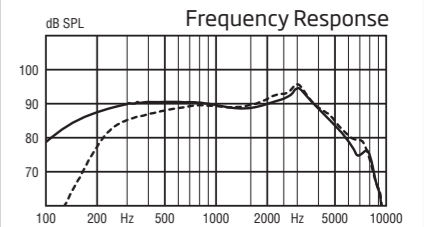
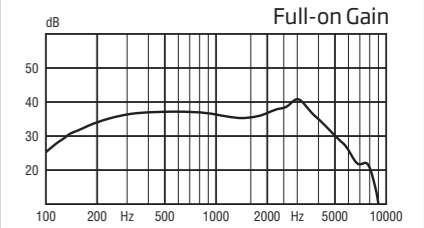
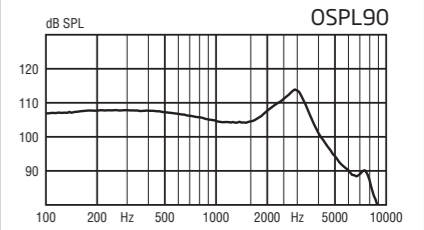


— Acoustic input: 60 dB SPL
- - - Magnetic input: 31.6 mA/m

Oticon | Agil

2CC COUPLER

Measured according to ANSI S3.22 (2003) and S3.7 (1995), IEC 60118-7 (2005) and IEC 60318-5 (2006).



— Acoustic input: 60 dB SPL
- - - Magnetic input: 31.6 mA/m

OSPL90	Peak	123 dB SPL	113 dB SPL
	1600 Hz	113 dB SPL	105 dB SPL
	Average	112 dB SPL	107 dB SPL
Full-on gain	Peak	51 dB	41 dB
	1600 Hz	43 dB	35 dB
	Average	43 dB	37 dB
Frequency range		100-9200 Hz	100-8500 Hz
Telecoil output (1600 Hz)	1 mA/m field	74 dB SPL	-
	10 mA/m field	94 dB SPL	-
	SPLITS L/R	-	87/87 dB SPL
Total harmonic distortion (Input 70 dB SPL)	500 Hz	0.8 %	0.6 %
	800 Hz	1.0 %	0.6 %
	1600 Hz	1.0 %	0.6 %
Equivalent input noise level (A)	Omni	19 dB SPL	17 dB SPL
	Dir	28 dB SPL	26 dB SPL
Battery consumption	Quiescent	1.1 mA	1.1 mA
	Typical	1.2 mA	1.2 mA

Battery life, calculated, hours*

117

(Size 312, IEC PR41)

IRIL (IEC 60118-13) GSM/DECT

-38/-17 dB SPL

* Based on the standardised battery consumption measurement. The actual battery life depends on battery quality, use pattern, active feature set, hearing loss and sound environment

* Based on the standardised battery consumption measurement. The actual battery life depends on battery quality, use pattern, active feature set, hearing loss and sound environment

ITC/HS POWER OMNI

OTICON AGIL PRO
OTICON AGIL



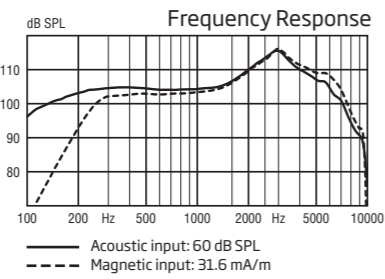
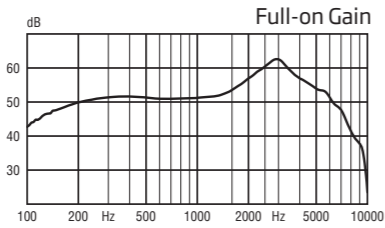
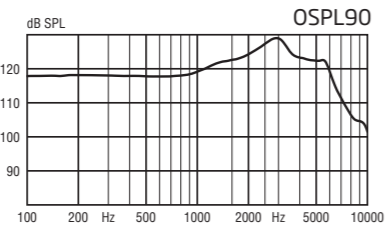
Scale 1:1

Technical Information

All measurements are made on instruments with NoWax protection. Omnidirectional mode is used unless otherwise stated.

EAR SIMULATOR

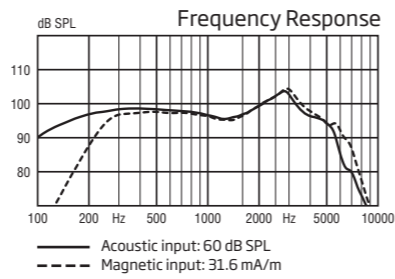
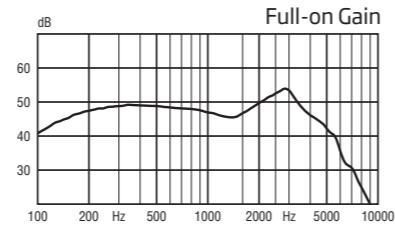
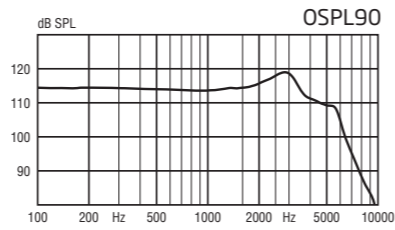
Measured according to IEC 60118-0 (1983) and 60711 (1981) and DIN 45605.



Oticon | Agil

2CC COUPLER

Measured according to ANSI S3.22 (2003) and S3.7 (1995), IEC 60118-7 (2005) and IEC 60318-5 (2006).



OSPL90	Peak	129 dB SPL	119 dB SPL
	1600 Hz	122 dB SPL	114 dB SPL
	Average	120 dB SPL	115 dB SPL
Full-on gain	Peak	62 dB	54 dB
	1600 Hz	54 dB	46 dB
	Average	53 dB	49 dB
Frequency range		100-8500 Hz	100-7500 Hz
Telecoil output (1600 Hz)	1 mA/m field	84 dB SPL	-
	10 mA/m field	104 dB SPL	-
	SPLITS L/R	-	95/95 dB SPL
Total harmonic distortion	500 Hz	2.0 %	1.0 %
(Input 70 dB SPL)	800 Hz	2.0 %	1.0 %
	1600 Hz	2.0 %	1.0 %
Equivalent input noise level (A)	Omnidirectional	23 dB SPL	19 dB SPL
	Directional	-	-
Battery consumption	Quiescent	0.8 mA	1.0 mA
	Typical	0.8 mA	1.0 mA

Battery life, calculated, hours* 175

(Size 312, IEC PR41)

IRIL (IEC 60118-13) GSM/DECT -44/-17 dB SPL

ITC/HS POWER DIR

OTICON AGIL PRO
OTICON AGIL



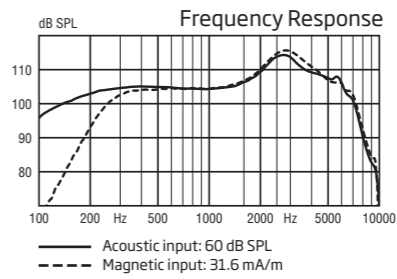
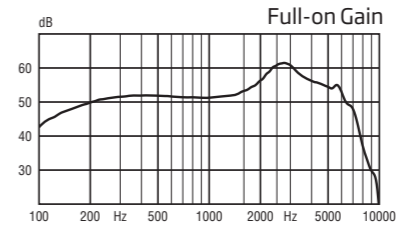
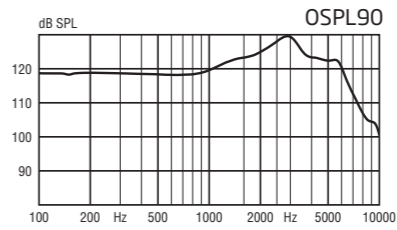
Scale 1:1

Technical Information

All measurements are made on instruments with NoWax protection. Omnidirectional mode is used unless otherwise stated.

EAR SIMULATOR

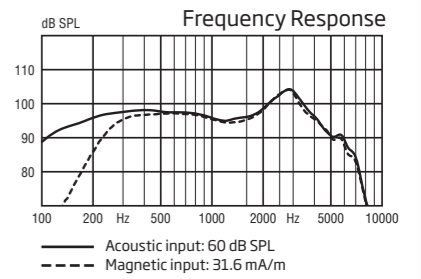
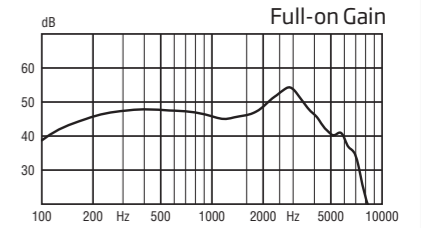
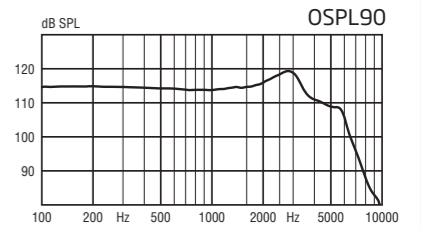
Measured according to IEC 60118-0 (1983) and 60711 (1981) and DIN 45605.



Oticon | Agil

2CC COUPLER

Measured according to ANSI S3.22 (2003) and S3.7 (1995), IEC 60118-7 (2005) and IEC 60318-5 (2006).



OSPL90	Peak	130 dB SPL	120 dB SPL
	1600 Hz	123 dB SPL	114 dB SPL
	Average	121 dB SPL	115 dB SPL
Full-on gain	Peak	62 dB	54 dB
	1600 Hz	54 dB	46 dB
	Average	53 dB	49 dB
Frequency range		100-8000 Hz	100-7500 Hz
Telecoil output (1600 Hz)	1 mA/m field	84 dB SPL	-
	10 mA/m field	104 dB SPL	-
	SPLITS L/R	-	95/95 dB SPL
Total harmonic distortion	500 Hz	2.5 %	1.0 %
(Input 70 dB SPL)	800 Hz	2.5 %	1.0 %
	1600 Hz	1.0 %	0.5 %
Equivalent input noise level (A)	Omnidirectional	21 dB SPL	17 dB SPL
	Directional	31 dB SPL	28 dB SPL
Battery consumption	Quiescent	1.0 mA	1.1 mA
	Typical	1.0 mA	1.1 mA

Battery life, calculated, hours* 140

(Size 312, IEC PR41)

IRIL (IEC 60118-13) GSM/DECT -45/-23 dB SPL

*) Based on the standardised battery consumption measurement. The actual battery life depends on battery quality, use pattern, active feature set, hearing loss and sound environment

*) Based on the standardised battery consumption measurement. The actual battery life depends on battery quality, use pattern, active feature set, hearing loss and sound environment



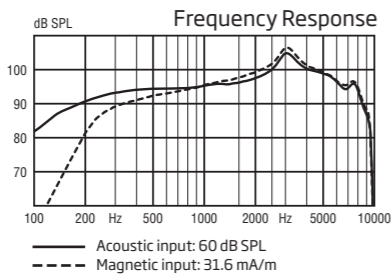
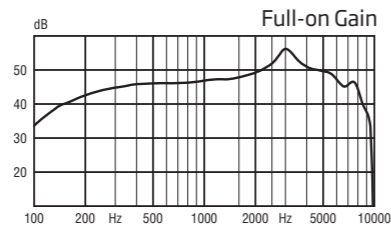
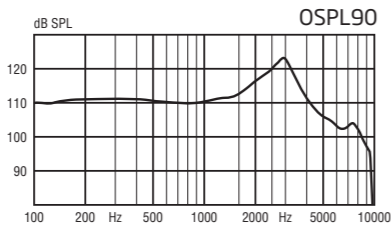
Scale 1:1

Technical Information

All measurements are made on instruments with NoWax protection. Omnidirectional mode is used unless otherwise stated.

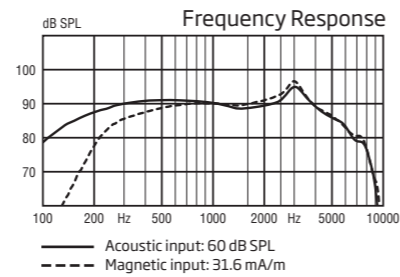
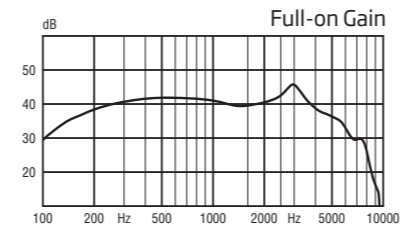
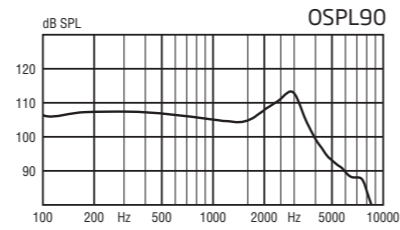
EAR SIMULATOR

Measured according to IEC 60118-0 (1983) and 60711 (1981) and DIN 45605.



2CC COUPLER

Measured according to ANSI S3.22 (2003) and S3.7 (1995), IEC 60118-7 (2005) and IEC 60318-5 (2006).



OSPL90	Peak	123 dB SPL	113 dB SPL
	1600 Hz	113 dB SPL	105 dB SPL
Full-on gain	Average	112 dB SPL	107 dB SPL
	Peak	56 dB	46 dB
Full-on gain	1600 Hz	48 dB	40 dB
	Average	47 dB	41 dB
Frequency range		100-9500 Hz	100-8500 Hz
Telecoil output (1600 Hz)	1 mA/m field	79 dB SPL	-
	10 mA/m field	99 dB SPL	-
SPLITS L/R		-	87/87 dB SPL
	Total harmonic distortion		
(Input 70 dB SPL)	500 Hz	0.7 %	0.5 %
	800 Hz	0.8 %	0.4 %
	1600 Hz	0.7 %	0.4 %
Equivalent input noise level (A)	Omni	20 dB SPL	17 dB SPL
	Dir	27 dB SPL	25 dB SPL
Battery consumption	Quiescent	1.1 mA	1.1 mA
	Typical	1.2 mA	1.3 mA

Battery life, calculated, hours*

117

(Size 312, IEC PR41)

IRIL (IEC 60118-13)

GSM/DECT

-43/-21 dB SPL

*) Based on the standardised battery consumption measurement. The actual battery life depends on battery quality, use pattern, active feature set, hearing loss and sound environment

People First

People First is our promise to empower people to communicate freely, interact naturally and participate actively