

60 85 100 105



	Oticon Opn Play 1	Oticon Opn Play 2	
Speech Understanding	OpenSound Navigator™	Level 1	Level 3
	- Balancing power effect	100%	50%
	- Max. noise removal	9 dB	3 dB
	OpenSound Optimizer™	•	•
	Speech Guard™ LX	Level 1	Level 3
	Spatial Sound™ LX	4 estimators	2 estimators
Sound Quality	Speech Rescue™ LX	•	•
	Clear Dynamics	•	-
	Spatial Noise Management	•	-
	Fitting Bandwidth*	10 KHz	8 KHz
	Processing Channels	64	48
Listening Comfort	Bass Boost (streaming)	•	•
	Transient Noise Management	4 configurations	On/Off
	Feedback shield LX	•	•
Optimizing Fitting	Wind Noise Management	•	•
	YouMatic™ LX	3 configurations	1 configuration
	Fitting Bands	16	12
	REM AutoFit	Verifit® LINK, IMC 2**	Verifit® LINK, IMC 2**
	Pediatric Fitting Mode	•	•
	DSL Fitting Range ***	•	•
Designed for children	Fitting Formulas	DSL v5.0, NAL-NL1 + 2, VAC+	DSL v5.0, NAL-NL1 + 2, VAC+
	LED	•	•
	Hypo Allergenic	•	•
	IP Rating	IP68	IP68
	Nano Coating	•	•
	Color Options	12	12
	Integrated 2.4 GHz Receiver	•	•
	FM Compatibility	Telecoil	Telecoil

* Bandwidth accessible for gain adjustments during fitting

** Inter Module Communication 2

*** Available in this Technical Data sheet and Opn Play Product Guide

Operating conditions

Temperature: +34°F to +104°F
Relative humidity: 5% to 93%, non-condensing

Storage and transportation conditions

Temperature and humidity should not exceed the following limits for extended periods during transportation and storage.
Temperature: -13°F to +140°F
Relative humidity: 5% to 93%, non-condensing

Oticon Opn Play™ miniRITE T is a sleek and stylish hearing aid that has a telecoil that ensures access at public venues and an FM option through a neckloop receiver.

OpenSound Navigator™ gives children 360° access to the full soundscape across simple and complex listening environments, constantly maximizing learning opportunities.

OpenSound Optimizer™ proactively identifies and prevents feedback before it occurs, preserving audibility and increasing fitting flexibility.

TwinLink™ wireless technology combines binaural communication and 2.4 GHz connectivity with stereo streaming directly from digital devices.

Oticon Opn Play is powered by Oticon's Velox S™ platform which offers market-leading speed and resolution and takes pediatric hearing care to a new level.

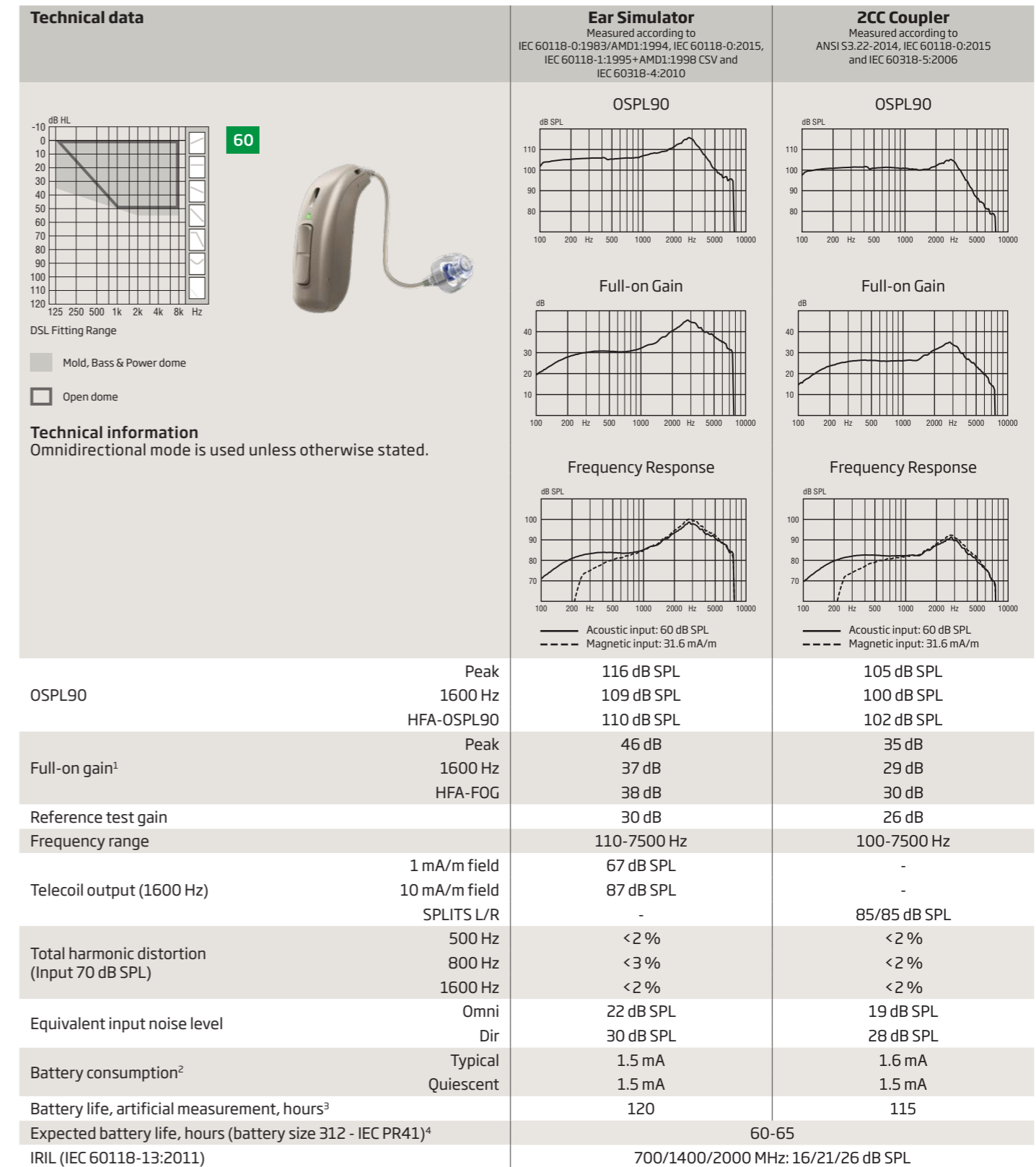
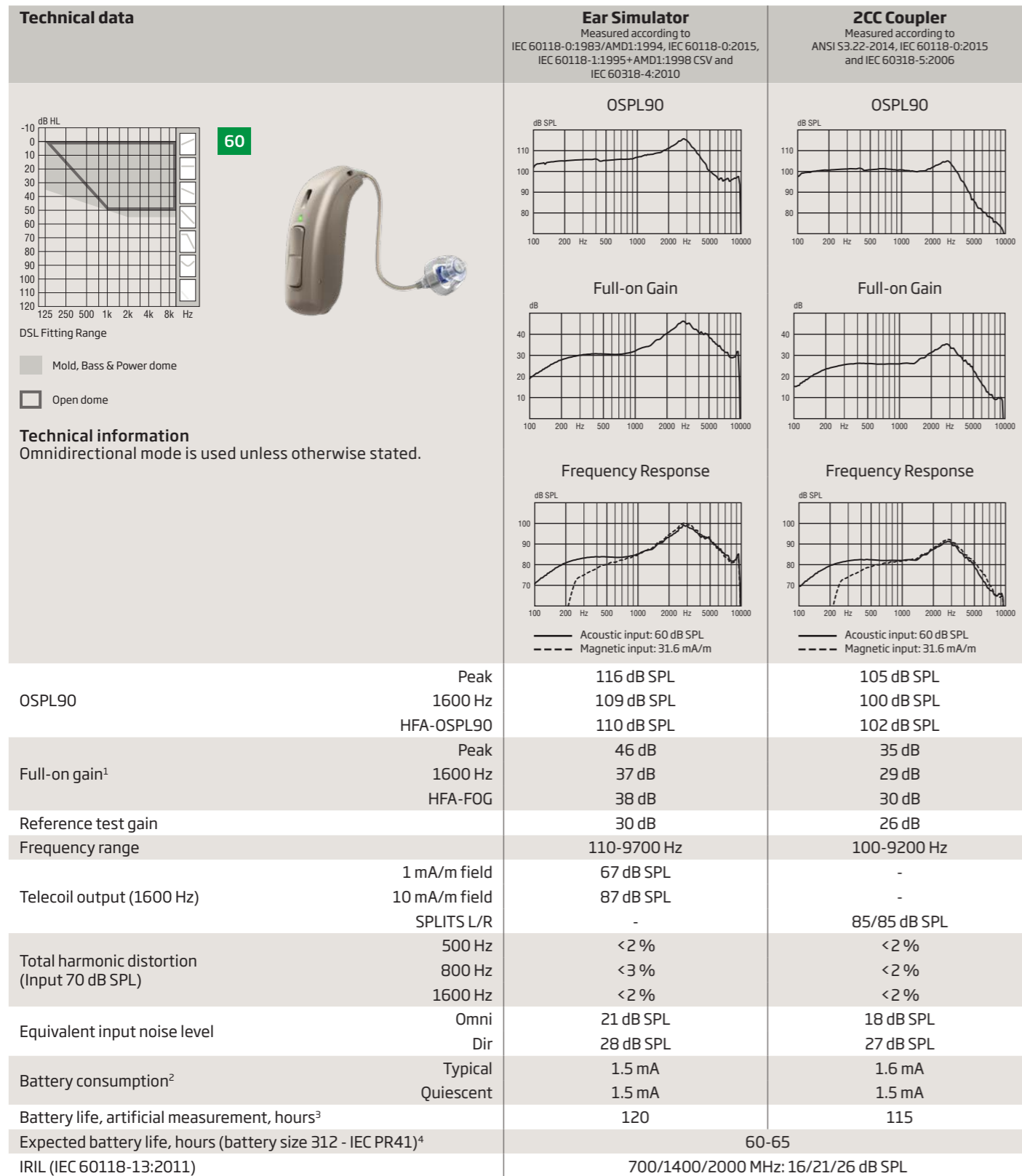


Oticon Opn Play 1

miniRITE T 60

Oticon Opn Play 2

miniRITE T 60



1) Measured with the gain control of the hearing aid set to its full-on position minus 20 dB and with an input SPL of 70 dB. This is to obtain a gain response equal to the full-on gain response from e.g. IEC 60118-0+A1:1994 but without influence of feedback.

2) Battery current is measured according to IEC 60118-0:1983/AMD1:1994 §7.11, IEC 60118-0:2015 §7.7 and ANSI S3.22:2014 §6.13 after a settling time of minimum 3 minutes.

3) Based on the standardized battery consumption measurement (IEC 60118-0:1983/AMD1:1994). The actual battery life depends on battery quality, use pattern, active feature set, hearing loss and sound environment.

4) Real usage battery life is shown as an estimated interval based on mixed use cases with variable amplification settings and variable input levels, incl. direct stereo streaming from a TV (25% of the time) and streaming from a mobile phone (6% of the time).

1) Measured with the gain control of the hearing aid set to its full-on position minus 20 dB and with an input SPL of 70 dB. This is to obtain a gain response equal to the full-on gain response from e.g. IEC 60118-0+A1:1994 but without influence of feedback.

2) Battery current is measured according to IEC 60118-0:1983/AMD1:1994 §7.11, IEC 60118-0:2015 §7.7 and ANSI S3.22:2014 §6.13 after a settling time of minimum 3 minutes.

3) Based on the standardised battery consumption measurement (IEC 60118-0:1983/AMD1:1994). The actual battery life depends on battery quality, use pattern, active feature set, hearing loss and sound environment.

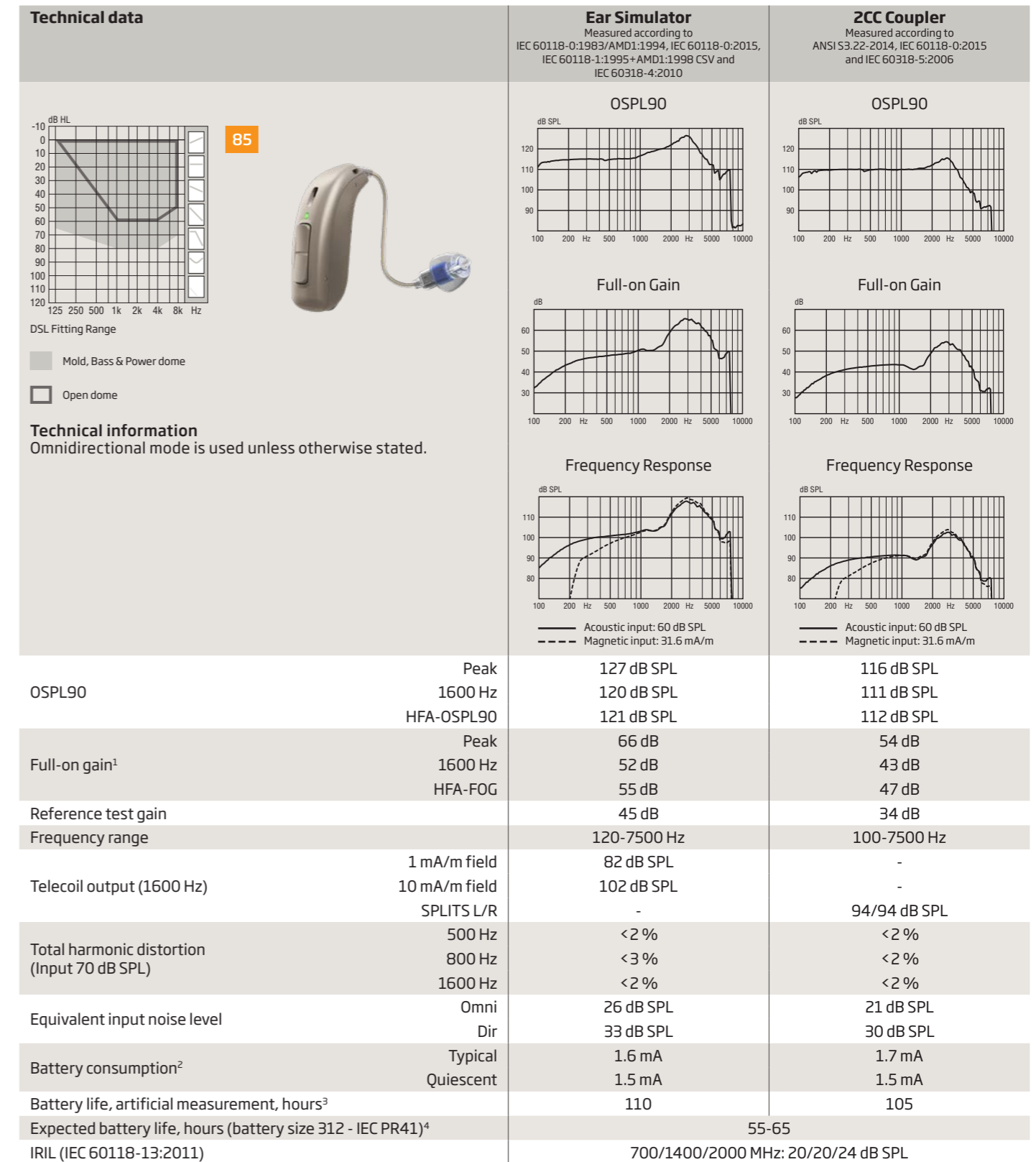
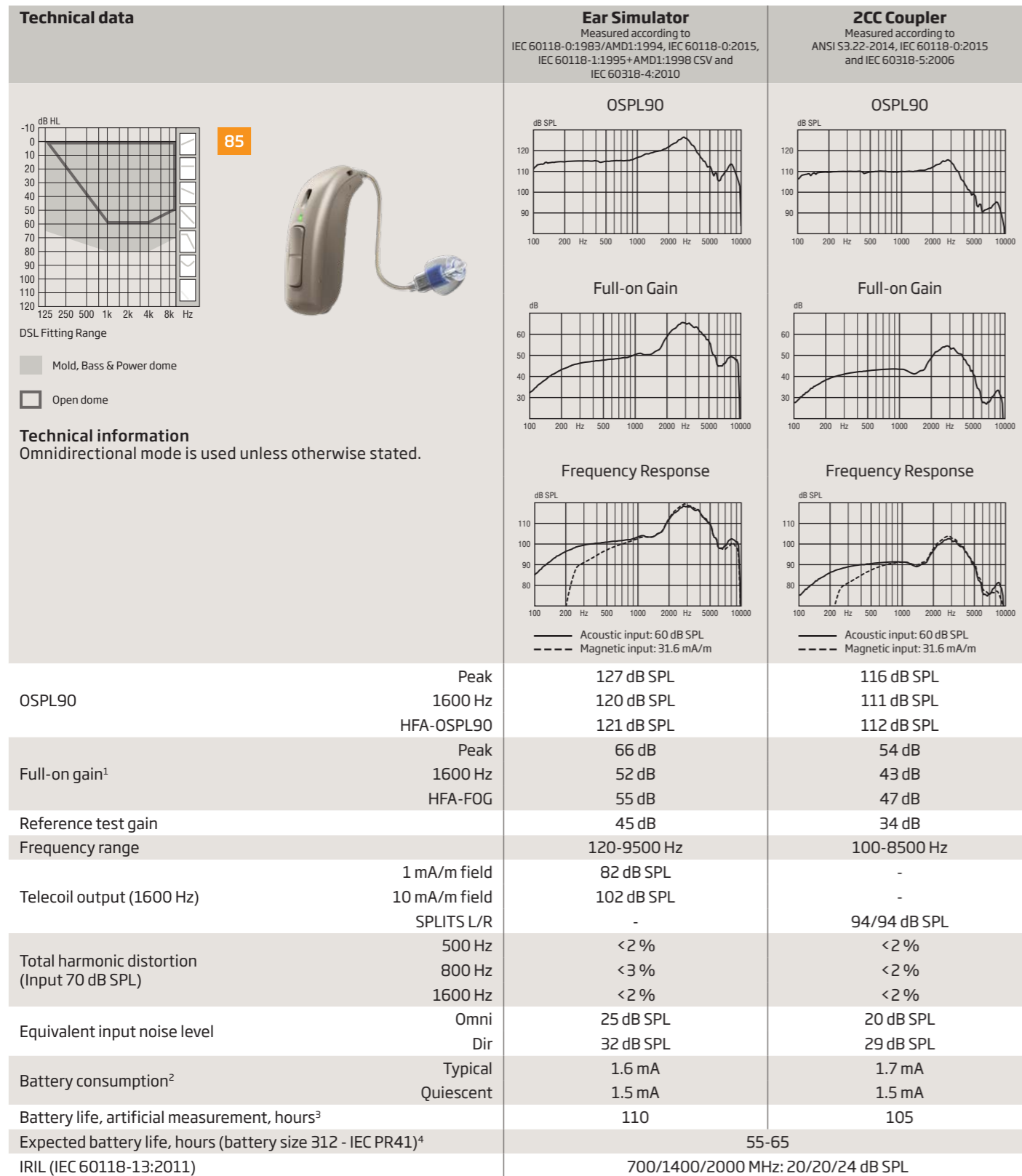
4) Real usage battery life is shown as an estimated interval based on mixed use cases with variable amplification settings and variable input levels, incl. direct stereo streaming from a TV (25% of the time) and streaming from a mobile phone (6% of the time).

Oticon Opn Play 1

miniRITE T 85

Oticon Opn Play 2

miniRITE T 85



1) Measured with the gain control of the hearing aid set to its full-on position minus 20 dB and with an input SPL of 70 dB. This is to obtain a gain response equal to the full-on gain response from e.g. IEC 60118-0+A1:1994 but without influence of feedback.
 2) Battery current is measured according to IEC 60118-0:1983/AMD1:1994 §7.11, IEC 60118-0:2015 §7.7 and ANSI S3.22:2014 §6.13 after a settling time of minimum 3 minutes.
 3) Based on the standardised battery consumption measurement (IEC 60118-0:1983/AMD1:1994). The actual battery life depends on battery quality, use pattern, active feature set, hearing loss and sound environment.
 4) Real usage battery life is shown as an estimated interval based on mixed use cases with variable amplification settings and variable input levels, incl. direct stereo streaming from a TV (25% of the time) and streaming from a mobile phone (6% of the time).

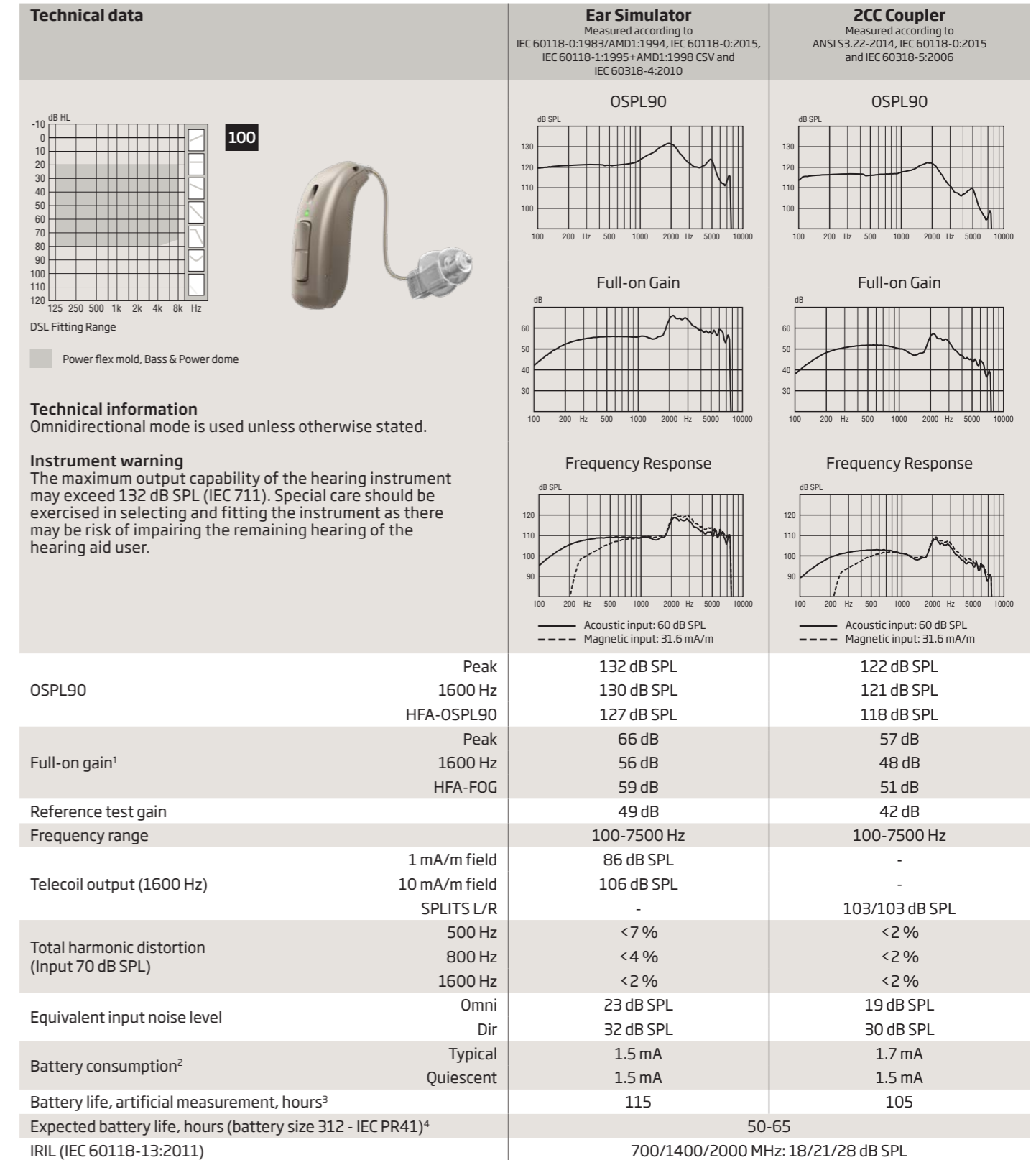
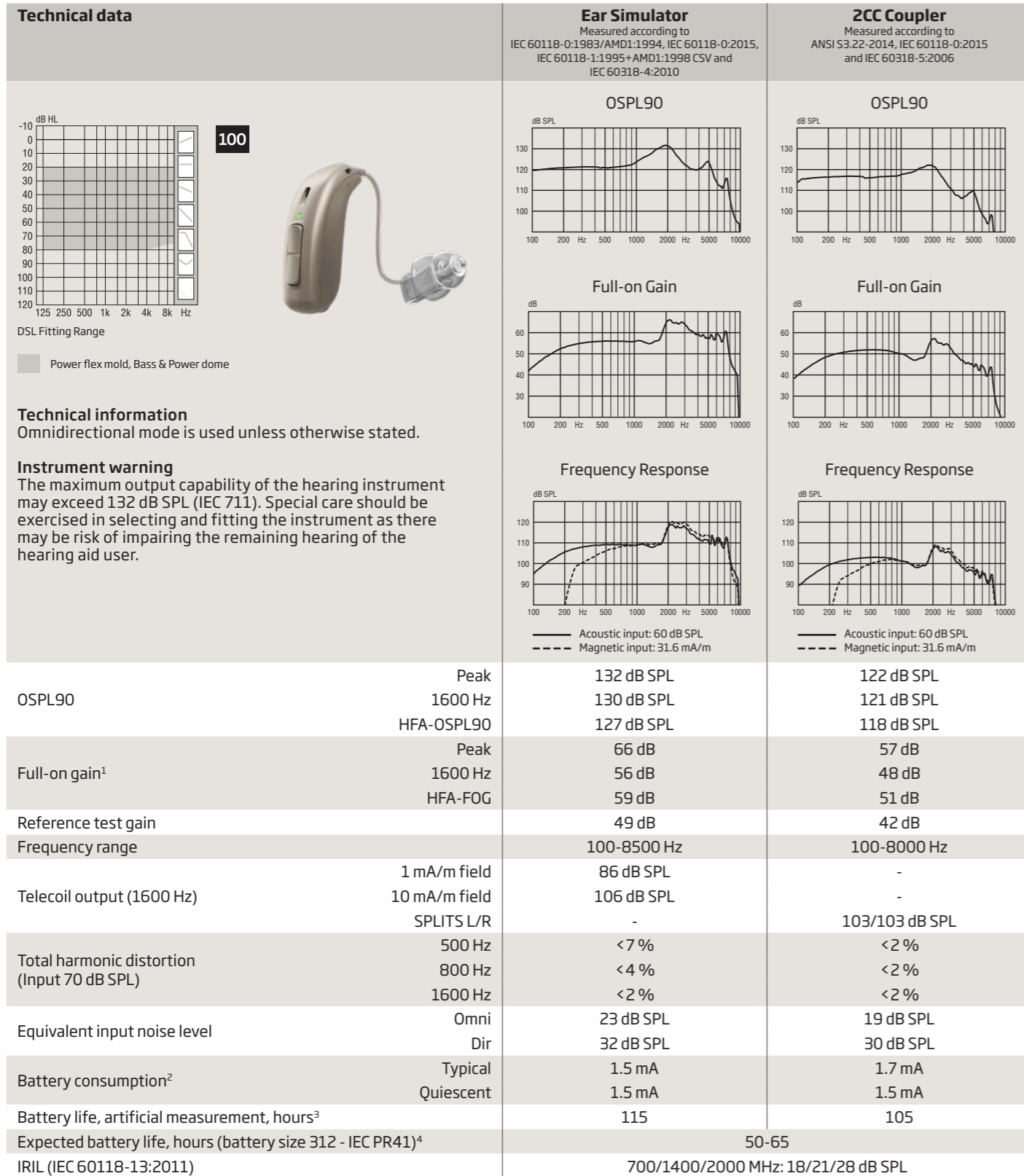
1) Measured with the gain control of the hearing aid set to its full-on position minus 20 dB and with an input SPL of 70 dB. This is to obtain a gain response equal to the full-on gain response from e.g. IEC 60118-0+A1:1994 but without influence of feedback.
 2) Battery current is measured according to IEC 60118-0:1983/AMD1:1994 §7.11, IEC 60118-0:2015 §7.7 and ANSI S3.22:2014 §6.13 after a settling time of minimum 3 minutes.
 3) Based on the standardised battery consumption measurement (IEC 60118-0:1983/AMD1:1994). The actual battery life depends on battery quality, use pattern, active feature set, hearing loss and sound environment.
 4) Real usage battery life is shown as an estimated interval based on mixed use cases with variable amplification settings and variable input levels, incl. direct stereo streaming from a TV (25% of the time) and streaming from a mobile phone (6% of the time).

Oticon Opn Play 1

miniRITE T 100

Oticon Opn Play 2

miniRITE T 100



1) Measured with the gain control of the hearing aid set to its full-on position minus 20 dB and with an input SPL of 70 dB. This is to obtain a gain response equal to the full-on gain response from e.g. IEC 60118-0+A1:1994 but without influence of feedback.
 2) Battery current is measured according to IEC 60118-0:1983/AMD1:1994 §7.11, IEC 60118-0:2015 §7.7 and ANSI S3.22:2014 §6.13 after a settling time of minimum 3 minutes.
 3) Based on the standardised battery consumption measurement (IEC 60118-0:1983/AMD1:1994). The actual battery life depends on battery quality, use pattern, active feature set, hearing loss and sound environment.
 4) Real usage battery life is shown as an estimated interval based on mixed use cases with variable amplification settings and variable input levels, incl. direct stereo streaming from a TV (25% of the time) and streaming from a mobile phone (6% of the time).

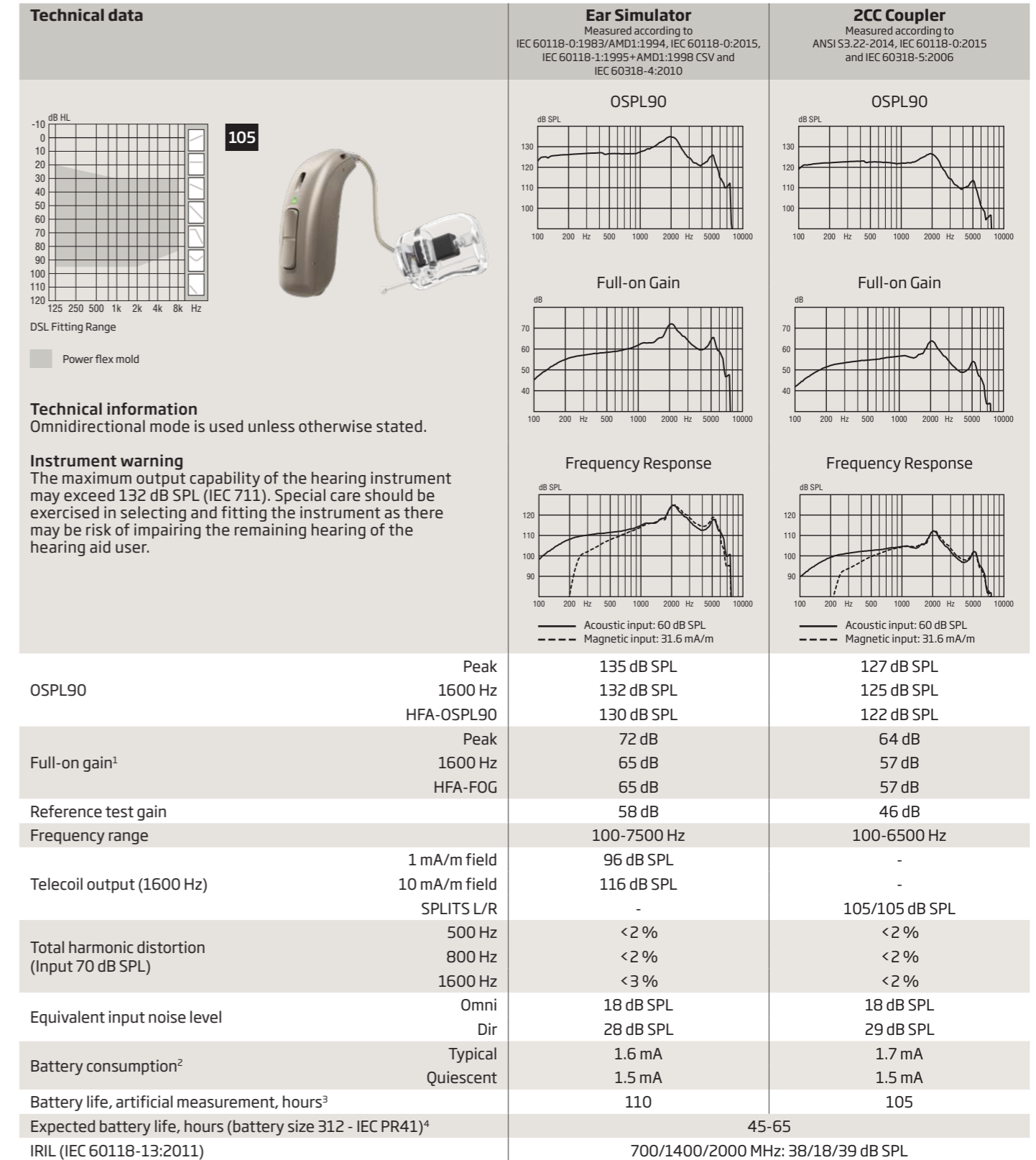
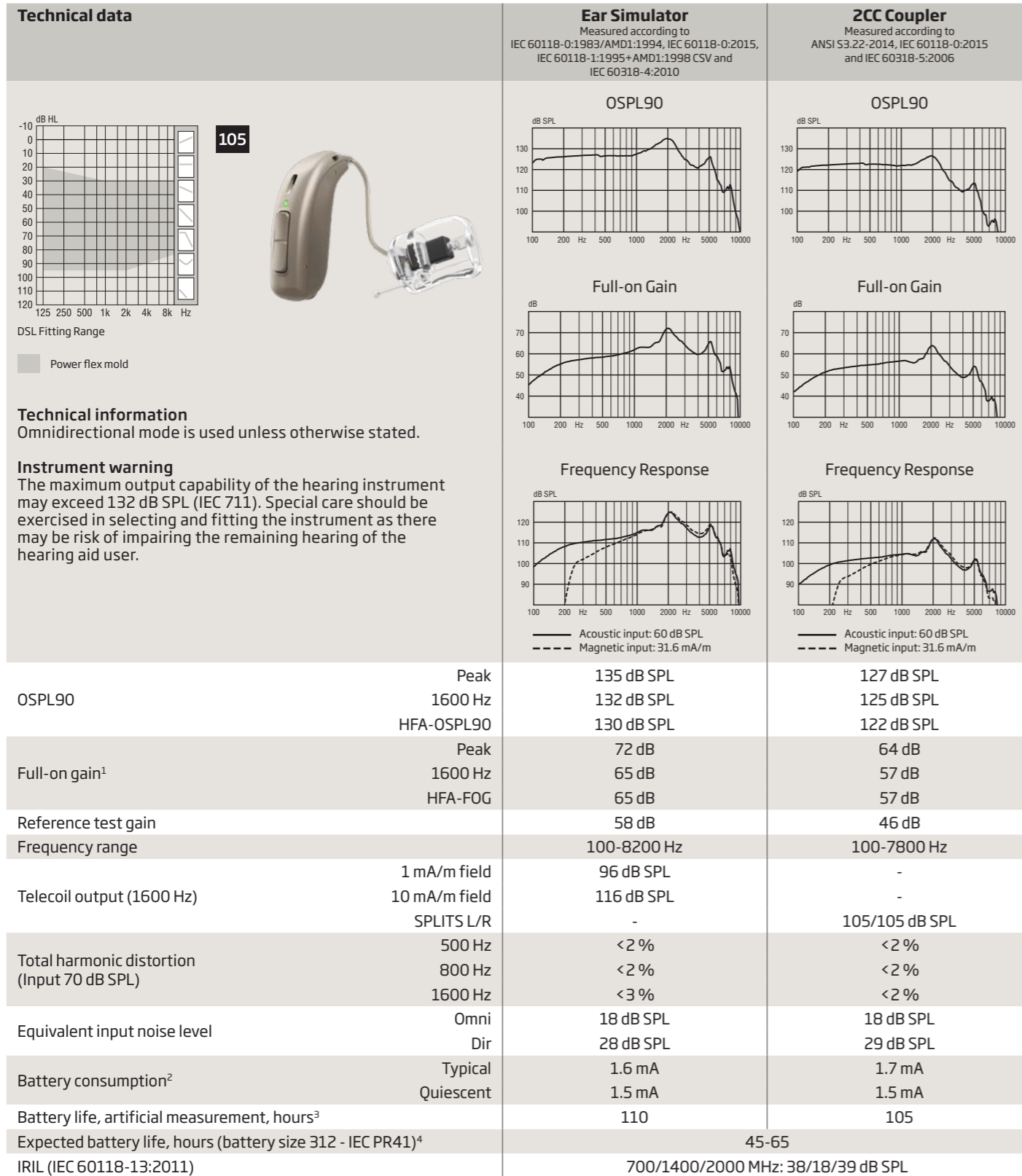
1) Measured with the gain control of the hearing aid set to its full-on position minus 20 dB and with an input SPL of 70 dB. This is to obtain a gain response equal to the full-on gain response from e.g. IEC 60118-0+A1:1994 but without influence of feedback.
 2) Battery current is measured according to IEC 60118-0:1983/AMD1:1994 §7.11, IEC 60118-0:2015 §7.7 and ANSI S3.22:2014 §6.13 after a settling time of minimum 3 minutes.
 3) Based on the standardised battery consumption measurement (IEC 60118-0:1983/AMD1:1994). The actual battery life depends on battery quality, use pattern, active feature set, hearing loss and sound environment.
 4) Real usage battery life is shown as an estimated interval based on mixed use cases with variable amplification settings and variable input levels, incl. direct stereo streaming from a TV (25% of the time) and streaming from a mobile phone (6% of the time).

Oticon Opn Play 1

miniRITE T 105

Oticon Opn Play 2

miniRITE T 105



1) Measured with the gain control of the hearing aid set to its full-on position minus 20 dB and with an input SPL of 70 dB. This is to obtain a gain response equal to the full-on gain response from e.g. IEC 60118-0+A1:1994 but without influence of feedback.
 2) Battery current is measured according to IEC 60118-0:1983/AMD1:1994 §7.11, IEC 60118-0:2015 §7.7 and ANSI S3.22:2014 §6.13 after a settling time of minimum 3 minutes.
 3) Based on the standardised battery consumption measurement (IEC 60118-0:1983/AMD1:1994). The actual battery life depends on battery quality, use pattern, active feature set, hearing loss and sound environment.
 4) Real usage battery life is shown as an estimated interval based on mixed use cases with variable amplification settings and variable input levels, incl. direct stereo streaming from a TV (25% of the time) and streaming from a mobile phone (6% of the time).

1) Measured with the gain control of the hearing aid set to its full-on position minus 20 dB and with an input SPL of 70 dB. This is to obtain a gain response equal to the full-on gain response from e.g. IEC 60118-0+A1:1994 but without influence of feedback.
 2) Battery current is measured according to IEC 60118-0:1983/AMD1:1994 §7.11, IEC 60118-0:2015 §7.7 and ANSI S3.22:2014 §6.13 after a settling time of minimum 3 minutes.
 3) Based on the standardised battery consumption measurement (IEC 60118-0:1983/AMD1:1994). The actual battery life depends on battery quality, use pattern, active feature set, hearing loss and sound environment.
 4) Real usage battery life is shown as an estimated interval based on mixed use cases with variable amplification settings and variable input levels, incl. direct stereo streaming from a TV (25% of the time) and streaming from a mobile phone (6% of the time).



Oticon A/S
Kongebakken 9
2765 Smørum
Denmark
+45 3917 7100

19833205 / 2018.12.19



www.oticon.com

oticon
PEDIATRICS