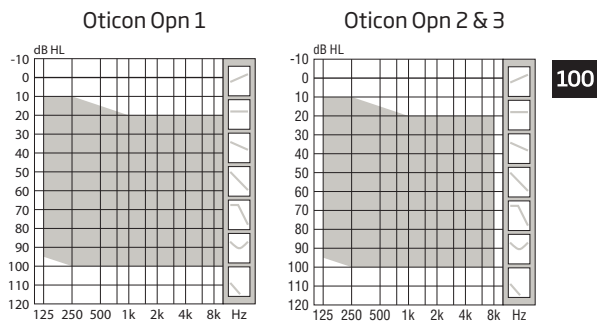



Technical data sheet



	Oticon Opn 1	Oticon Opn 2	Oticon Opn 3	
Speech Understanding	OpenSound Navigator™	Level 1	Level 2	Level 3
	Balancing power effect	100%	50%	50%
	Max. noise removal	9 dB	5 dB	3 dB
	Speech Guard™ LX	Level 1	Level 2	Level 3
	Spatial Sound™ LX	4 estimators	2 estimators	2 estimators
	Soft Speech Booster LX	•	•	•
	Speech Rescue™ LX	•	•	•
Sound Quality	Clear Dynamics	•	•	-
	Spatial Noise Management	•	•	-
	Fitting Bandwidth*	10 KHz	8 KHz	8 KHz
	Processing Channels	64	48	48
Listening Comfort	Bass Boost (streaming)	•	•	•
	Transient Noise Management	4 configurations	On/Off	On/Off
	Feedback shield LX	•	•	•
Personalization & Optimizing Fitting	Wind Noise Management	•	•	•
	Binaural Coordination***	•	•	•
	YouMatic™ LX	3 configurations	2 configurations	1 configuration
	Fitting Bands	16	14	12
	Multiple Directionality Options	•	•	•
Connecting to the World	Adaptation Management	•	•	•
	Oticon Firmware Updater	•	•	•
	Fitting Formulas	VAC+, NAL-NL1+2, DSL v5.0	VAC+, NAL-NL1+2, DSL v5.0	VAC+, NAL-NL1+2, DSL v5.0
	Acoustic Notifications	•	•	•
Connecting to the World	Stereo streaming (2.4 GHz)	○	○	○
	Oticon ON App	○	○	○
	ConnectClip	○	○	○
	Remote Control 3.0	○	○	○
	TV Adapter 3.0	○	○	○
	Autophone	○	○	○
Tinnitus SoundSupport™***	•	•	•	
Battery life, hours**	50-60 / 90-115	50-60 / 90-115	50-60 / 90-115	

* Bandwidth accessible for gain adjustments during fitting
 ** Battery size 312 - IEC PR41 / Battery size 13 - IEC PR48.
 Real usage battery life is shown as an estimated interval based on mixed use cases with variable amplification settings and variable input levels, incl. direct stereo streaming from a TV (25% of the time) and streaming from a mobile phone (6% of the time).
 *** If push button is choosen
 • Default ○ Optional - Not included

OTICON | Opn ITC, ITE HS & FS 100



Oticon Opn™ ITC, ITE HS & FS introduce an updated faceplate design.

OpenSound Navigator™ provides better speech understanding by continuously analyzing the environment, balancing all sound sources and attenuating the dominating noise.

TwinLink™ wireless technology combines binaural communication and 2.4 GHz connectivity in stereo directly to external digital devices with very low power consumption. 2.4 GHz is an optional.

Oticon Opn is a Made for iPhone® hearing aid.

Oticon Opn is built on the Velox™ platform, providing frequency resolution in 64 channels (Opn 1).

Fully programmable with updatable firmware, the Velox platform is ready for the future.



For information on compatibility, please visit www.oticon.com

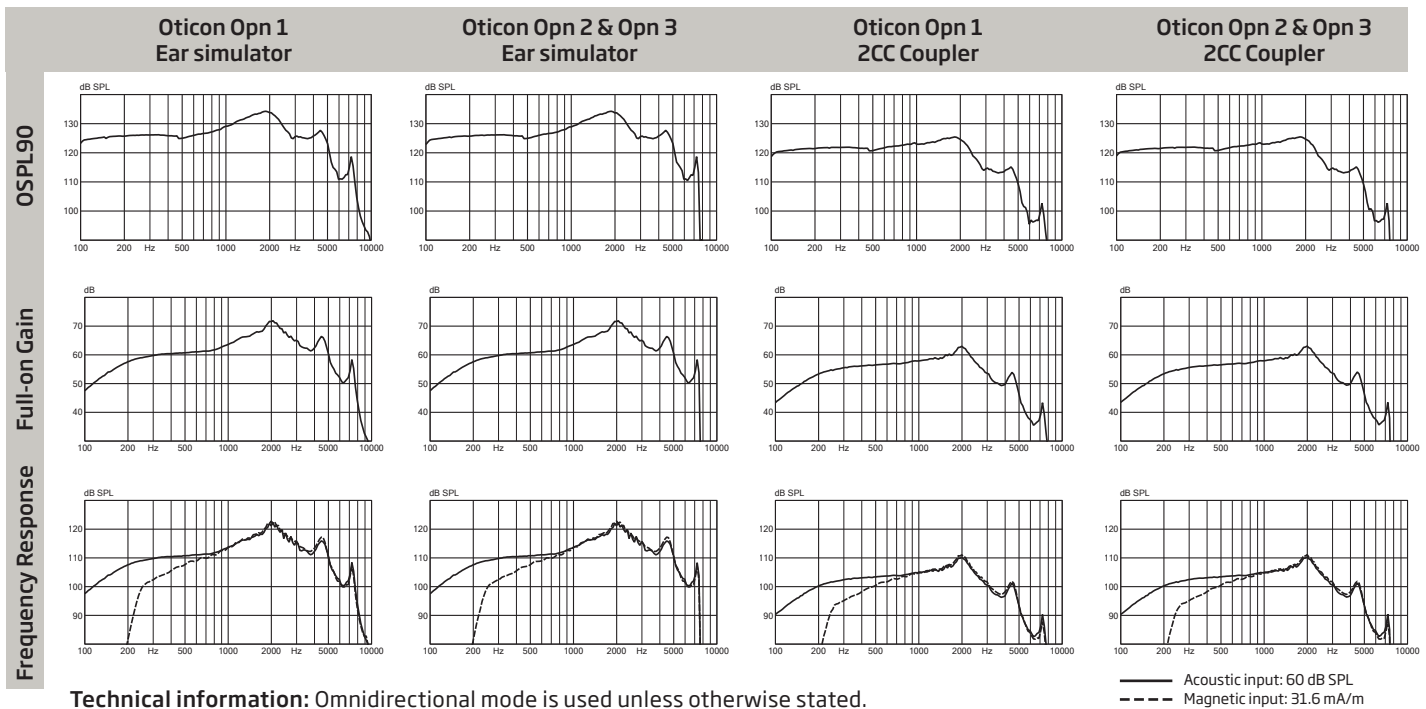


Technical data Measured according to		Ear Simulator IEC 60118-0:1983/AMD1:1994, IEC 60118-0:2015, IEC 60118-1:1995+AMD1:1998 CSV and IEC 60318-4:2010			ZCC Coupler ANSI S3.22:2014, IEC 60118-0:2015 and IEC 60318-5:2006		
Oticon Opn ITC ITE HS & FS 100		Opn 1	Opn 2	Opn 3	Opn 1	Opn 2	Opn 3
Frequency range Hz		100-7500	100-7500	100-7500	100-7100	100-7100	100-7100
OSPL90	Peak	134 dB SPL			125 dB SPL		
	1600 Hz	133 dB SPL			125 dB SPL		
	HFA-OSPL90	130 dB SPL			122 dB SPL		
Full-on gain*	Peak	72 dB			63 dB		
	1600 Hz	68 dB			60 dB		
	HFA-FOG	67 dB			58 dB		
Reference test gain		58 dB			45 dB		
Telecoil output (1600 Hz)	1 mA/m field	98 dB SPL			-		
	10 mA/m field	118 dB SPL			-		
	SPLITS L/R	-			103/103 dB SPL		
Total harmonic distortion (Input 70 dB SPL)	500 Hz	2 %			< 2 %		
	800 Hz	2 %			< 2 %		
	1600 Hz	3 %			< 2 %		
Equivalent input noise level	Omni	14 dB SPL			15 dB SPL		
	Dir	26 dB SPL			28 dB SPL		
Battery consumption**	Typical	1.8 mA			1.8 mA		
	Quiescent	1.7 mA			1.7 mA		
Battery life, calculated, hours 312 and 13***		105 / 175			100 / 170		
IRIL (IEC 60118-13:2016)		700/1400/2000 MHz: 19/12/6 dB SPL					

* Measured with the gain control of the hearing aid set to its full-on position minus 20 dB and with an input SPL of 70 dB. This is to obtain a gain response equal to the full-on gain response from e.g. IEC 60118-0+A1:1994 but without influence of feedback.

** Battery current is measured according to IEC 60118-0:1983/AMD1:1994 §7.11, IEC 60118-0:2015 §7.7 and ANSI S3.22:2014 §6.13 after a settling time of minimum 3 minutes.

*** Based on the standardised battery consumption measurement (IEC 60118-0:1983/AMD1:1994). The actual battery life depends on battery quality, use pattern, active feature set, hearing loss and sound environment.



Operating conditions Temperature: +1°C to +40°C Relative humidity: 5% to 93%, non-condensing	Storage and transportation conditions Temperature and humidity should not exceed the following limits for extended periods during transportation and storage. Temperature: -25°C to +60°C Relative humidity: 5% to 93%, non-condensing	Instrument warning The maximum output capability of the hearing instrument may exceed 132 dB SPL (IEC 711). Special care should be exercised in selecting and fitting the instrument as there may be risk of impairing the remaining hearing of the hearing aid user.
--	--	---