

Your Information	Step 1: Account Information					Step 2: Patient Information									
	Ship to Account:					First Name:									
	Account Name:					Last Name:									
	Address:					Age:									
						Last 4 digits of Social Security #:									
	City:		State:		Zip:	Audiometric Information (required)									
	Phone #:					Hz:	250	500	1k	2k	3k	4k	6k	8k	
	Contact Name:					Right:									
	Email (required):					Left:									
	Bill to Account:					Step 3: Fitter's Information									
Date:			Fitting Date:		Fitter's Name:										
Purchase Order #:					Fitter's Email:										

Existing Instruments	
Please indicate existing instrument information:	Please indicate existing instrument information:
Model: _____ Serial #: _____	Model: _____ Serial #: _____
What type of speaker are you fitting?	What type of speaker are you fitting?
<input type="checkbox"/> Standard <input type="checkbox"/> Medium <input type="checkbox"/> Power <input type="checkbox"/> miniFit 60 <input type="checkbox"/> miniFit 85 <input type="checkbox"/> miniFit 100 <input type="checkbox"/> miniFit 105 <input type="checkbox"/> DesignRITE 80	<input type="checkbox"/> Standard <input type="checkbox"/> Medium <input type="checkbox"/> Power <input type="checkbox"/> miniFit 60 <input type="checkbox"/> miniFit 85 <input type="checkbox"/> miniFit 100 <input type="checkbox"/> miniFit 105 <input type="checkbox"/> DesignRITE 80

BTE Mold Order													
Type	L	R	Style	L	R	Options	L	R	Slim Tube	L	R	0.9mm*	1.3mm*
BTE Mold	<input type="checkbox"/>	<input type="checkbox"/>	Canal	<input type="checkbox"/>	<input type="checkbox"/>	Name/initials on mold:	<input type="checkbox"/>	<input type="checkbox"/>	Corda2 miniFit tube size -1	<input type="checkbox"/>	<input type="checkbox"/>	<input type="checkbox"/>	<input type="checkbox"/>
Slim Tube Mold (Corda)	<input type="checkbox"/>	<input type="checkbox"/>	Canal Lock	<input type="checkbox"/>	<input type="checkbox"/>	_____	<input type="checkbox"/>	<input type="checkbox"/>	Corda2 miniFit tube size 0	<input type="checkbox"/>	<input type="checkbox"/>	<input type="checkbox"/>	<input type="checkbox"/>
<b>Material</b>	<b>L</b>	<b>R</b>	Half Shell	<input type="checkbox"/>	<input type="checkbox"/>	Print L&R on mold	<input type="checkbox"/>	<input type="checkbox"/>	Corda2 miniFit tube size 1	<input type="checkbox"/>	<input type="checkbox"/>	<input type="checkbox"/>	<input type="checkbox"/>
Hard	<input type="checkbox"/>	<input type="checkbox"/>	Full Shell	<input type="checkbox"/>	<input type="checkbox"/>	Make Canal Tip red & blue	<input type="checkbox"/>	<input type="checkbox"/>	Corda2 miniFit tube size 2	<input type="checkbox"/>	<input type="checkbox"/>	<input type="checkbox"/>	<input type="checkbox"/>
Soft silicone (clear only)	<input type="checkbox"/>	<input type="checkbox"/>	Skeleton	<input type="checkbox"/>	<input type="checkbox"/>	Blue/red/white dot on mold	<input type="checkbox"/>	<input type="checkbox"/>	Corda2 miniFit tube size 3	<input type="checkbox"/>	<input type="checkbox"/>	<input type="checkbox"/>	<input type="checkbox"/>
<b>Color</b>	<b>L</b>	<b>R</b>	Half Skeleton	<input type="checkbox"/>	<input type="checkbox"/>	Removal String	<input type="checkbox"/>	<input type="checkbox"/>	Corda2 miniFit tube size 4	<input type="checkbox"/>	<input type="checkbox"/>	<input type="checkbox"/>	<input type="checkbox"/>
Clear (STD)	<input type="checkbox"/>	<input type="checkbox"/>	Semi Skeleton	<input type="checkbox"/>	<input type="checkbox"/>	Removal String heavy	<input type="checkbox"/>	<input type="checkbox"/>	<b>Tubing</b>	<b>L</b>	<b>R</b>		
Beige	<input type="checkbox"/>	<input type="checkbox"/>	<b>Length</b>	<b>L</b>	<b>R</b>	Removal handle	<input type="checkbox"/>	<input type="checkbox"/>	Snap Lock tube (13 Medium)	<input type="checkbox"/>	<input type="checkbox"/>		
Light brown	<input type="checkbox"/>	<input type="checkbox"/>	Short Canal	<input type="checkbox"/>	<input type="checkbox"/>	Retention Ring	<input type="checkbox"/>	<input type="checkbox"/>	13 Medium tube	<input type="checkbox"/>	<input type="checkbox"/>		
Medium brown	<input type="checkbox"/>	<input type="checkbox"/>	Medium Canal	<input type="checkbox"/>	<input type="checkbox"/>				13 Heavy tube	<input type="checkbox"/>	<input type="checkbox"/>		
Dark brown	<input type="checkbox"/>	<input type="checkbox"/>	Long Canal	<input type="checkbox"/>	<input type="checkbox"/>				13 Double-wall tube	<input type="checkbox"/>	<input type="checkbox"/>		
			As Marked	<input type="checkbox"/>	<input type="checkbox"/>				Dry Tube (13 Medium)	<input type="checkbox"/>	<input type="checkbox"/>		

\*Corda thin tubes 0.9mm and 1.3mm are only compatible with Oticon More miniBTEs and Opn S 1 Plus Power BTEs.






Venting Information (required)								Notes	
Vent Size	Small	Medium	Large	Max	SAV	Pressure	No vent	Power Molds default to 1.4mm vents unless otherwise requested.	
L	<input type="checkbox"/>	<input type="checkbox"/>	<input type="checkbox"/>	<input type="checkbox"/>	<input type="checkbox"/>	<input type="checkbox"/>	<input type="checkbox"/>	Impression will be destroyed unless otherwise requested.	
R	<input type="checkbox"/>	<input type="checkbox"/>	<input type="checkbox"/>	<input type="checkbox"/>	<input type="checkbox"/>	<input type="checkbox"/>	<input type="checkbox"/>		

Special Instructions: \_\_\_\_\_  
 \_\_\_\_\_  
 \_\_\_\_\_

Order contains contaminated impression. Handlers use gloves.

Custom RITE Earmolds	Standard (Speakers 60, 85)		L	R	Hard material acrylic (clear only)	Soft material silicone (no tint)	Removal String			
	MicroMold (CIC style)	<input type="checkbox"/>	<input type="checkbox"/>	<input type="checkbox"/>	<input type="checkbox"/>	STD				
	Canal	<input type="checkbox"/>	<input type="checkbox"/>	<input type="checkbox"/>	<input type="checkbox"/>					
	Canal with Canal Lock	<input type="checkbox"/>	<input type="checkbox"/>	<input type="checkbox"/>	<input type="checkbox"/>					
	Canal with Helix Lock	<input type="checkbox"/>	<input type="checkbox"/>	<input type="checkbox"/>	--Not Available--					
	Half Skeleton	<input type="checkbox"/>	<input type="checkbox"/>	<input type="checkbox"/>	<input type="checkbox"/>					
	Semi Skeleton	<input type="checkbox"/>	<input type="checkbox"/>	<input type="checkbox"/>	--Not Available--					
	Skeleton	<input type="checkbox"/>	<input type="checkbox"/>	<input type="checkbox"/>	<input type="checkbox"/>					
	Hollow Mold (LiteTip style)		L	R	Hard material acrylic (clear only)	Soft material silicone (no tint)	Removal String			
	Hollow	<input type="checkbox"/>	<input type="checkbox"/>	<input type="checkbox"/>	--Not Available--	STD				
Hollow with Canal Lock	<input type="checkbox"/>	<input type="checkbox"/>	<input type="checkbox"/>	--Not Available--						
Hollow with Skeleton	<input type="checkbox"/>	<input type="checkbox"/>	<input type="checkbox"/>	--Not Available--						
Embedded										
MicroShell for 60 & 85 Speakers (embedded speaker)		L	R	Hard material acrylic (clear only)	Soft material silicone (no tint)	Options				
Canal	<input type="checkbox"/>	<input type="checkbox"/>	<input type="checkbox"/>	<input type="checkbox"/>	--Not Available--	MicroShell (acrylic only)	<input type="checkbox"/> L	<input type="checkbox"/> 60	<input type="checkbox"/> 85	
Canal with Canal Lock	<input type="checkbox"/>	<input type="checkbox"/>	<input type="checkbox"/>	<input type="checkbox"/>	--Not Available--		<input type="checkbox"/> R	<input type="checkbox"/> 60	<input type="checkbox"/> 85	
Canal with Helix Lock	<input type="checkbox"/>	<input type="checkbox"/>	<input type="checkbox"/>	<input type="checkbox"/>	--Not Available--	Receiver Length	<input type="checkbox"/> L	<input type="checkbox"/> 1 <input type="checkbox"/> 2 <input type="checkbox"/> 3 <input type="checkbox"/> 4 <input type="checkbox"/> 5		
Skeleton	<input type="checkbox"/>	<input type="checkbox"/>	<input type="checkbox"/>	<input type="checkbox"/>	--Not Available--		<input type="checkbox"/> R	<input type="checkbox"/> 1 <input type="checkbox"/> 2 <input type="checkbox"/> 3 <input type="checkbox"/> 4 <input type="checkbox"/> 5		
Semi Skeleton	<input type="checkbox"/>	<input type="checkbox"/>	<input type="checkbox"/>	<input type="checkbox"/>	--Not Available--	Shell and Faceplate color	<input type="checkbox"/> Clear <input type="checkbox"/> Beige <input type="checkbox"/> Black <input type="checkbox"/> Dark Brown Translucent			
Half Skeleton	<input type="checkbox"/>	<input type="checkbox"/>	<input type="checkbox"/>	<input type="checkbox"/>	--Not Available--		<input type="checkbox"/> Med. Brown Translucent <input type="checkbox"/> Light Brown			
							<input type="checkbox"/> Blue <input type="checkbox"/> Red			
Power Receiver Mold (100 and 105 speakers)		L	R	Hard material acrylic (clear only)	Soft material silicone (no tint)	Removal String				
Power Receiver Mold	<input type="checkbox"/>	<input type="checkbox"/>	<input type="checkbox"/>	STD	--Not Available--					
Power Receiver Mold with Canal Lock	<input type="checkbox"/>	<input type="checkbox"/>	<input type="checkbox"/>	STD	--Not Available--					
Clear shell - Face plate color:	<input type="checkbox"/> Clear <input type="checkbox"/> Beige <input type="checkbox"/> Light Brown <input type="checkbox"/> Medium Brown <input type="checkbox"/> Dark Brown <input type="checkbox"/> Black									
Power Receiver Wire Length	<input type="checkbox"/> <input type="checkbox"/> <input type="checkbox"/> 1 <input type="checkbox"/> 2 <input type="checkbox"/> 3 <input type="checkbox"/> 4 <input type="checkbox"/> 5									

Custom Mold Styles

Standard Mold		Hollow Mold		Embedded Mold	
					
<b>Canal Mold</b>	<b>MicroMold (CIC style)</b>	<b>LiteTip</b>	<b>MicroShell</b>	<b>Power Receiver Mold</b>	

Available with various retention options from canal lock to skeleton.

Retention Locks

All mold styles are offered with Canal locks for better retention. Helix locks, Skeleton locks, Half Skeleton, and Semi Skeleton styles are also available upon request. (Retention Lock options vary by style and material selected.)

Canal Lock	Helix Lock <i>(Available in hard material only)</i>	Skeleton Mold	Half Skeleton	Semi Skeleton <i>(Available in hard material only)</i>	Skeleton Wing Lock <i>(Available in hard material only)</i>	Double Lock <i>(Available in hard material only)</i>
						

Wax Protection System

Standard and Hollow molds use the ProWax system. All miniFit receivers and Embedded molds use the ProWax miniFit wax system.

ProWax

ProWax miniFit



21-137128 15500-2218/08.22