



	Xceed 1	Xceed 2	Xceed 3	
Speech Understanding	OpenSound Navigator™	Level 1	Level 2	-
	- Balancing power effect	100%	50%	-
	- Max. noise removal	9 dB	5 dB	-
	OpenSound Optimizer™	•	•	•
	Noise Reduction LX	-	-	•
	Multiband Adaptive Directionality LX	-	-	•
	OpenSound Booster™	•	•	-
	Speech Guard™ LX	Level 1	Level 3	-
	Single compression LX	-	-	•
	Speech Rescue™ LX	•	•	•
Sound Quality	Clear Dynamics	•	-	-
	Spatial Noise Management	•	-	-
	Processing Channels	48	48	48
	Bass Boost (streaming)	•	•	•
Listening Comfort	Transient Noise Management	4 configurations	3 configurations	-
	Feedback shield LX	•	•	•
	Wind Noise Management	•	•	•
Personalization & Optimizing Fitting	YouMatic™ LX, NR levels	3 configurations	2 configurations	-
	Fitting Bands	14	12	8
	Multiple Directionality Options	•	•	•
	Adaptation Management	•	•	•
	Oticon Firmware Updater	•	•	•
	VC range and step size	•	•	•
Connecting to the World	Fitting Formulas	DSE, VAC+, NAL-NL1 + 2, DSL v5.0	DSE, VAC+, NAL-NL1 + 2, DSL v5.0	DSE, NAL-NL1 + 2, DSL v5.0
	Stereo streaming (2.4 GHz)	•	•	•
	Oticon ON App	•	•	•
	ConnectClip	•	•	•
	Remote Control 3.0	•	•	•
	TV Adapter 3.0	•	•	•
	Phone Adapter 2.0	•	•	•
	Amigo FM	•	•	•
	Tinnitus SoundSupport™	•	•	•
	CROS/ BiCROS support	•	•	•
Bimodal fitting panel	•	•	•	

Oticon Xceed BTE UP is an ultra power hearing aid with a 675 battery. The style has separate push buttons for programs and volume for easy usage and control. It features T-coil, optional LED indications and FM support.

OpenSound Navigator helps power users to select and understand speech even in challenging sound environments by balancing the sound sources and suppressing background noise.

OpenSound Optimizer enhances both listening experience and comfort by blocking feedback and allowing the users to receive prescribed gain.

TwinLink wireless technology combines binaural communication and streaming, and 2.4 GHz connectivity for stereo streaming directly from digital sound sources.

Oticon Xceed is built on the Velox S platform using a programmable firmware architecture supporting future performance updates.

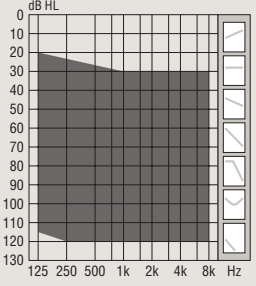

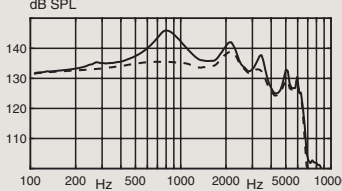
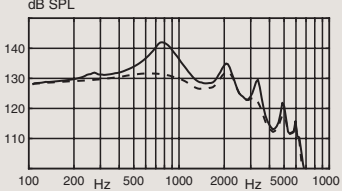
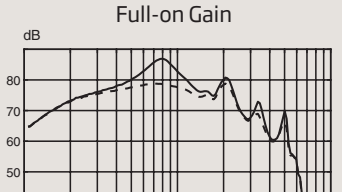
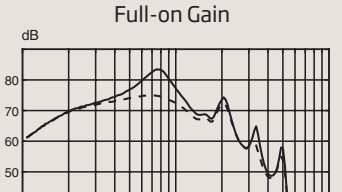
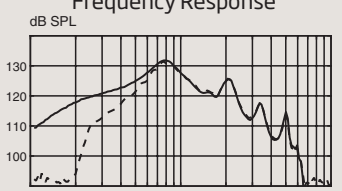
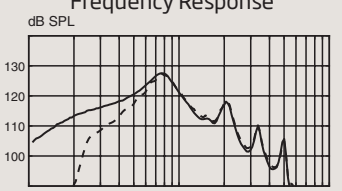
Operating conditions

Temperature: +34°F to +104°F
Relative humidity: 5% to 93%, non-condensing

Storage and transportation conditions

Temperature and humidity should not exceed the following limits for extended periods during transportation and storage.
Temperature: -13°F to +140°F
Relative humidity: 5% to 93%, non-condensing



Technical data		Ear Simulator Measured according to IEC 60118-0:1983/AMD1:1994, IEC 60118-0:2015, IEC 60118-1:1995+AMD1:1998 CSV and IEC 60318-4:2010	2CC Coupler Measured according to ANSI S3.22-2014, IEC 60118-0:2015 and IEC 60318-5:2006	
  120 DSE Fitting Range Hook, undamped	Technical information Omnidirectional mode is used unless otherwise stated.	Instrument warning The maximum output capability of the hearing instrument may exceed 132 dB SPL (IEC 6038-4). Special care should be exercised in selecting and fitting the instrument as there may be risk of impairing the remaining hearing of the hearing aid user.	OSPL90 	OSPL90 
			Full-on Gain  — Standard tube, undamped hook - - - Standard tube, damped hook	Full-on Gain  — Standard tube, undamped hook - - - Standard tube, damped hook
		Frequency Response  — Acoustic input: 60 dB SPL - - - Magnetic input: 31.6 mA/m	Frequency Response  — Acoustic input: 60 dB SPL - - - Magnetic input: 31.6 mA/m	
OSPL90	Peak	146 dB SPL	142 dB SPL	
	1600 Hz	136 dB SPL	128 dB SPL	
	HFA-OSPL90	138 dB SPL	130 dB SPL	
Full-on gain ¹	Peak	87 dB	83 dB	
	1600 Hz	76 dB	69 dB	
	HFA-FOG	77 dB	69 dB	
Reference test gain		61 dB	53 dB	
Frequency range		100-6000 Hz	100-5300 Hz	
Telecoil output (1600 Hz)	1 mA/m field	111 dB SPL	-	
	10 mA/m field	126 dB SPL	-	
Total harmonic distortion (Input 70 dB SPL)	SPLITS L/R	-	112 dB SPL	
	500 Hz	11 %	9 %	
	800 Hz	<2 %	<2 %	
Equivalent input noise level	1600 Hz	3 %	3 %	
	Omni	19 dB SPL	23 dB SPL	
	Dir	35 dB SPL	38 dB SPL	
Battery consumption ²	Typical	1.8 mA	4.1 mA	
	Quiescent	1.5 mA	1.5 mA	
Battery life, artificial measurement, hours ³		370	160	
Expected battery life, hours (battery size 675 - IEC PR44) ⁴		80-250		

- Measured with the gain control of the hearing aid set to its full-on position minus 20 dB and with an input SPL of 70 dB. This is to obtain a gain response equal to the full-on gain response from e.g. IEC 60118-0+A1:1994 but without influence of feedback.
- Battery current is measured according to IEC 60118-0:1983/AMD1:1994 §7.11, IEC 60118-0:2015 §7.7 and ANSI S3.22:2014 §6.13 after a settling time of minimum 3 minutes.
- Based on the standardized battery consumption measurement (IEC 60118-0:1983/AMD1:1994). The actual battery life depends on battery quality, use pattern, active feature set, hearing loss and sound environment.
- Real usage battery life is shown as an estimated interval based on mixed use cases with variable amplification settings and variable input levels, incl. direct stereo streaming from a TV (25% of the time) and streaming from a mobile phone (6% of the time).