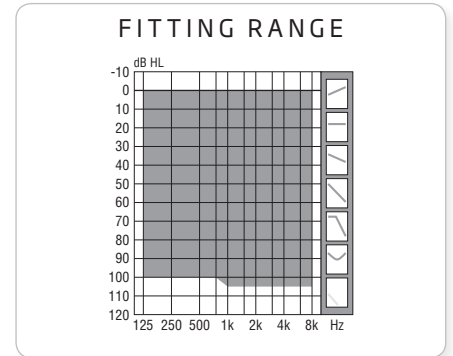


PRODUCT INFORMATION
OTICON RIA2 PRO
OTICON RIA2

Oticon | Ria2

Oticon Ria2 is built on the Inium Sense platform. Ria2 audiology provides its users with essential listening performance and can be adjusted to the individual's listening preferences. Ria2 has dedicated programs to support difficult listening situations.

The Ria2 family styles range from compact in-the-ear styles to a broad palette of behind-the-ear styles. The style range includes the new smaller non-wireless IIC & CIC 75 V2 which fits even more users due to its smaller size.



YouMatic Essential

YouMatic is a personal automatic system programmed to the client's individual needs and sound preferences. YouMatic Essential makes it easy to adjust the instrument's reaction and response performance to better match clients' preferences in terms of comfort, support and clarity in sound.

Free Focus Essential

Free Focus Essential switches seamlessly between two modes - Optimised Omni and Split directionality - with the possibility to manually switch to Full directionality in very difficult listening situations.

Optimised omni is a mode of directionality specifically developed to improve speech understanding by mimicking the natural front focus of the pinna to provide the desired access to the speech signal.

Inium Sense feedback shield

Inium Sense feedback shield is an effective feedback protection system implemented on the Inium Sense platform. Inium Sense feedback shield is a hybrid system combining two anti-feedback principles to both prevent and suppress feedback without superimposing artefacts onto the signal quality or sacrificing audibility.

Based on the environment, the system deploys the best combination of real-time phase inversion and frequency shift to deliver great sound quality at all times.

Family Features

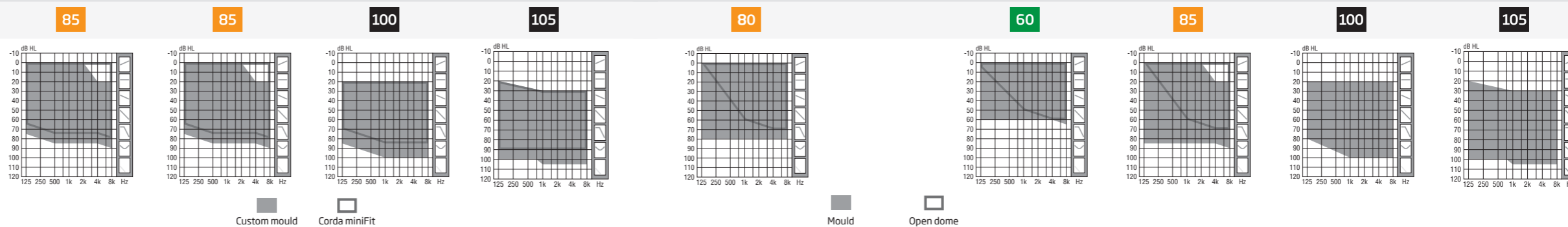
- Binaural Synchronisation
- Binaural PB Coordination
- YouMatic Essential
- Fitting Bandwidth 8 kHz
- Inium Sense feedback shield
- Free Focus Essential
- Memory
- T-coil
- AutoPhone Program
- Modulation Based
- Singleband Directionality
- NAL-NL1, NAL-NL2 and DSL v5.0a m[i/o]
- Flexible miniFit receiver system
- ConnectLine and Remote Control
- DA1 input and FM option
- In-situ audiometry (Genie)
- IP68 water & dust resistant certified (all custom instruments)
- IP58 water resistant certified (all behind the ear instruments)



PRODUCT OVERVIEW

BTE STYLES

RITE STYLES



OSPL90 (peak)	Ear simulator	131 dB SPL	126 dB SPL	135 dB SPL	138 dB SPL	127 dB SPL	115 dB SPL	127 dB SPL	132 dB SPL	135 dB SPL
	Zcc coupler	121 dB SPL	117 dB SPL	126 dB SPL	133 dB SPL	117 dB SPL	105 dB SPL	118 dB SPL	124 dB SPL	125 dB SPL
Full-on gain (peak)	Ear simulator	62 dB	61 dB	68 dB	73 dB	62 dB	46 dB	65 dB	66 dB	73 dB
	Zcc coupler	53 dB	51 dB	60 dB	67 dB	53 dB	35 dB	55 dB	57 dB	61 dB



	miniBTE	BTE13	BTE13 105	designRITE	miniRITE	RITE
Battery size	312	13	13	10	312	312
Fitting levels	85	85 100	105	80	60 85 100 105	60 85 100 105
Battery life (h)*	115-140	85-190	100-200	65-75	80-110	80-110
Wireless	■	■	■	■	■	■
Directional	■	■	■	■	■	■
Program control	■	■	■	■	■	■
Volume control	■	■	■	■	■	■
Telecoil	■	■	■	■	■	■
AutoPhone	■	■	■	■	■	■
ConnectLine/Remote Control compatible	■	■	■	■	■	■
FM compatible	■	■	■	■	■	■
Optional programming interface, cable #3	Cable #3 directly	Programming shoe	Cable #3 directly	Cable #3 directly <small>Ria2 Pro only</small>	FlexConnect	Programming shoe

■ Default
○ Option

* Real usage battery life is shown as an estimated interval based on measurements with variable amplification settings and variable input levels.

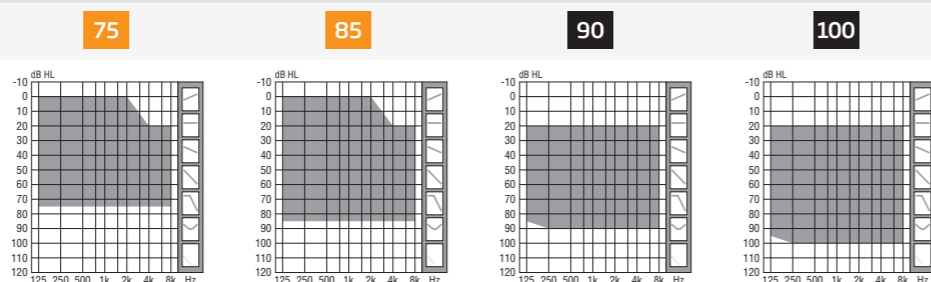


ACCESSORIES

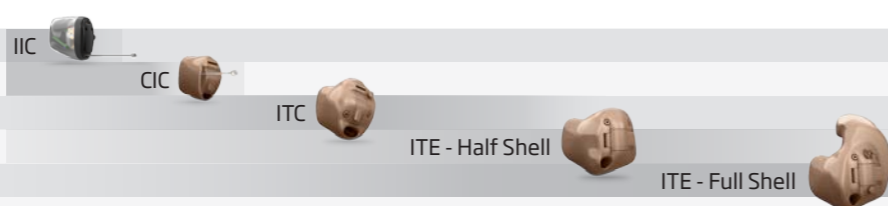
Accessories	Type/info	Use with
Tamper resistant battery drawer	Available in 7 colours Available in 8 colours	RITE, miniBTE, BTE13 and BTE13 105 miniRITE
DAI adaptor	AP900 AP1000	BTE13 and RITE BTE13 105
Dedicated FM receiver	Amigo R12	BTE13 and RITE
FM adaptor	FM 9 FM10 Compatible with Amigo R2 and other universal receivers	BTE13 BTE13 105

PRODUCT OVERVIEW

ITE STYLES



OSPL90 (peak)	Ear simulator	119 dB SPL	126 dB SPL	130 dB SPL	135 dB SPL
	2cc coupler	109 dB SPL	117 dB SPL	121 dB SPL	127 dB SPL
Full-on gain (peak)	Ear simulator	49 dB	59 dB	64 dB	71 dB
	2cc coupler	38 dB	50 dB	54 dB	62 dB



	10	312	13
Battery size	10	312	13
Fitting levels	75 85	75 85 90 100	75 85 90 100
Battery life (h) ¹	95-100	75-135	140-250
Wireless	<input type="radio"/>	<input type="radio"/>	<input type="radio"/>
Directional	<input type="radio"/>	<input type="radio"/>	<input checked="" type="radio"/>
Program control	<input type="radio"/>	<input type="radio"/>	<input type="radio"/>
Volume control	<input type="radio"/>	<input type="radio"/>	<input type="radio"/>
Telecoil	<input type="radio"/>	<input type="radio"/>	<input type="radio"/>
AutoPhone	<input type="radio"/>	<input type="radio"/>	<input type="radio"/>
ConnectLine / Remote Control compatible	<input type="radio"/>	<input type="radio"/>	<input type="radio"/>
FM compatible	<input type="radio"/>	<input type="radio"/>	<input type="radio"/>
Optional programming interface, cable #3	Programming Adaptor Mini ³ FlexConnect Mini ⁴	FlexConnect Mini	FlexConnect Mini

IIC is only available as Ria2 Pro 75

- Default
- Option

- 1) Real usage battery life is shown as an estimated interval based on measurements with variable amplification settings and variable input levels.
- 2) Option only available for CIC
- 3) Non-wireless IIC & CIC V2 75 instruments from November 2016
- 4) Wireless instruments and non-wireless from before November 2016

ITE STYLES

Wax protection	Sound output, non-wireless IIC and CIC ³	ProWax miniFit
	Sound output, wireless and non-wireless instruments ⁴	ProWax
	Microphone inlet, 10 battery instruments	T-Cap
	Microphone inlet, 312 and 13 battery instruments	O-Cap
Instruments with 312 battery may be produced with horizontal battery drawer depending on ear geometry.		
Oticon optimises fitting level and venting by default according to hearing loss, requested instrument style and ear geometry.		

CONDITIONS

Operating conditions	Temperature: +1°C to +40°C Relative humidity: 5% to 93%, non-condensing
Storage and transportation conditions	Temperature and humidity shall not exceed the below limits for extended periods during transportation and storage. Temperature: -25°C to +60°C Relative humidity: 5% to 93%, non-condensing

GENERAL FITTING

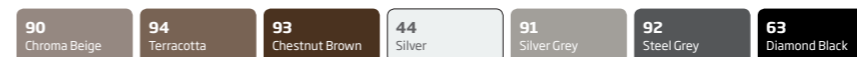
Oticon Ria2 instruments are programmed using the Genie 2015.2 fitting software or higher compatible with NOAH 3 or higher.

Wireless fitting - FittingLINK
FittingLINK provides a wireless link (Bluetooth) between the PC and one or two wireless enabled hearing instruments. In addition FittingLINK can be used via a USB cable connected to the PC.

Cabled fitting
Use programming cable #3.

COLOUR SELECTION

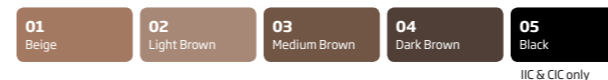
RITE & BTE STYLES



ADDITIONAL COLOURS



CUSTOM STYLES



POWER FLEX MOULDS



PRODUCT OVERVIEW

miniRITE & RITE

Receiver unit	Must use miniFit receivers. Select between three receiver types with different output performance, labelled according to fitting capabilities: 60, 85 and 100. 60, 85 lengths 0-5 100 lengths 1-5
Power Flex mould	Select between two Power Flex moulds, 100 and 105, with different output performance
Receiver wire	Separate wires connect Power Flex moulds to the instruments, available in lengths 1-5.
Receiver connector to instrument	Type C1 (marked on packaging).
ProWax miniFit	miniFit receivers 60, 85 and 100.
ProWax	Power Flex mould Micro mould LiteTip

BTE STYLES

Sound hook	Interchangeable standard and child hook, both damped and undamped, for BTE13 105 . Interchangeable standard and child hook for BTE13 85 and BTE13 100 . Interchangeable standard and child hook for miniBTE 85 .
Damper	Damping plug available for BTE13 85 and miniBTE 85 . Optional for BTE13 100 .
Thin tubes	Corda miniFit (0.9 mm tube) for miniBTE 85 and BTE13 85 . Corda miniFit Power (1.3 mm tube) for BTE13 100 and BTE13 105 . Thin tubes are available in lengths -1-4. Style specific adapters must be used when connecting thin tubes.
ProWax	Micro mould LiteTip

designRITE

Receiver unit	Must use miniFIT 80 receiver available in lengths 1-5.
Receiver connector to instruments	Type C3 (marked on packaging).
ProWax miniFit	miniFit receiver 80
ProWax	Micro mould LiteTip

Only available in Ria2 Pro

RITE & BTE STYLES

Ear pieces	All miniFit receivers and Corda miniFit tubes must use miniFit ear pieces. LiteTip and micro mould (requires taking an impression).
-------------------	--

miniFit domes

Type	Sizes
Open dome	6, 8, 10 mm
Power dome	6, 8, 10, 12 mm
Bass dome, single vent	6, 8, 10, 12 mm
Bass dome, double vent	6, 8, 10, 12 mm
Grip Tip, no vent	S & L
Grip Tip, large vent	S & L

Features	Oticon Ria2 Pro	Oticon Ria2
Fitting formulas	NAL, DSL	NAL, DSL
Binaural Synchronisation (automatics)	Yes	No
Binaural Coordination (PB operations)	Yes	Yes
YouMatic	Essential	Essential
Personal Profiles	3	3
Fitting Bandwidth*	8 kHz	8 kHz
Inium Sense feedback shield	Yes	Yes
Free Focus	Essential	Essential
Automatics	Dual mode	Dual mode
Special Purpose programs (music, lecture etc.)	Yes	Yes
Fitting Bands	6	4
Frequency channels	16	16

* Bandwidth accessible for gain adjustments during fitting

NOTE: designRITE and IIC are only available in Ria2 Pro

CUSTOM 75 (IIC ONLY)
OTICON RIA2 PRO



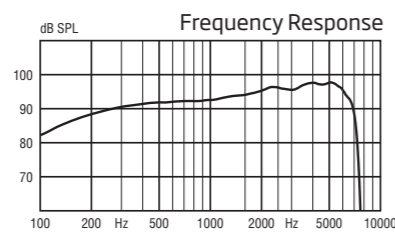
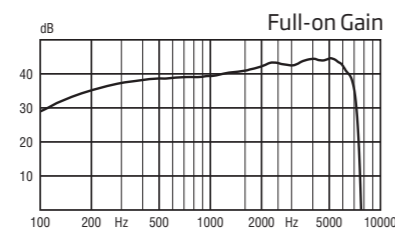
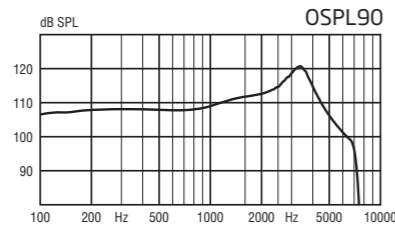
Scale 1:1
IIC Non-wireless.

Technical information

All measurements are made on instruments with ProWax receiver and T-Cap microphone protection.

EAR SIMULATOR

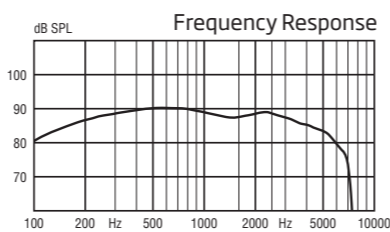
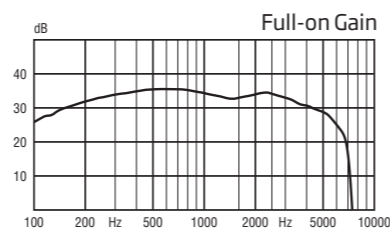
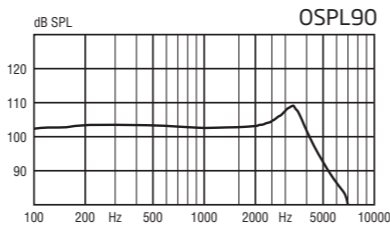
Measured according to IEC 60118-0 (1983) and 60711 (1981) and DIN 45605.



Oticon | Ria2

ZCC COUPLER

Measured according to ANSI S3.22 (2003) and S3.7 (1995), IEC 60118-7 (2005) and IEC 60318-5 (2006).



75

OSPL90	Peak	121 dB SPL	109 dB SPL
	1600 Hz	112 dB SPL	103 dB SPL
	Average	110 dB SPL	103 dB SPL
Full-on gain	Peak	45 dB	36 dB
	1600 Hz	41 dB	33 dB
	Average	40 dB	34 dB
Reference test gain		-	-
Frequency range		100-7300 Hz	100-7200 Hz
Telecoil output (1600 Hz)	1 mA/m field	-	-
	10 mA/m field	-	-
	SPLITS L/R	-	-
Total harmonic distortion	500 Hz	<2 %	2.0 %
(Input 70 dB SPL)	800 Hz	<2 %	<2 %
	1600 Hz	<2 %	<2 %
Equivalent input noise level (A)	Omni	21 dB SPL	18 dB SPL
	Dir	-	-
Battery consumption	Quiescent	0.7 mA	0.7 mA
	Typical	0.7 mA	0.7 mA

Battery life, calculated, hours*

Size: 10 (IEC PR70)

IRIL (IEC 60118-13-2011)

800/1400/2000 MHz: 16/16/<9 dB SPL

* Based on the standardised battery consumption measurement (IIC 60118-0.) The actual battery life depends on battery quality, use pattern, active feature set, hearing loss and sound environment
Note: For custom instruments, the maximum gain is customised for optimal size and performance.

CUSTOM 75
OTICON RIA2 PRO
OTICON RIA2



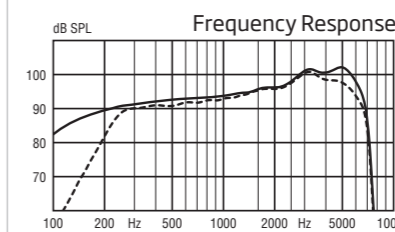
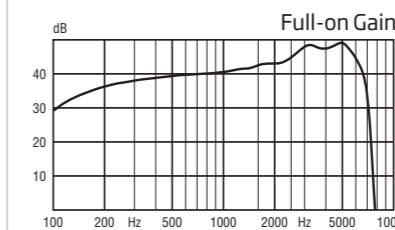
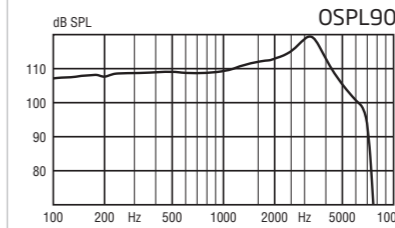
Scale 1:1

Technical information

All measurements are made on instruments with ProWax and T-Cap or O-Cap protection. Omnidirectional mode is used unless otherwise stated.

EAR SIMULATOR

Measured according to IEC 60118-0 (1983) and 60711 (1981) and DIN 45605.



— Acoustic input: 60 dB SPL
- - - Magnetic input: 31.6 mA/m

75

OSPL90	Peak	119 dB SPL	109 dB SPL
	1600 Hz	112 dB SPL	104 dB SPL
	Average	110 dB SPL	105 dB SPL
Full-on gain	Peak	49 dB	38 dB
	1600 Hz	43 dB	35 dB
	Average	41 dB	35 dB
Reference test gain		36 dB	27 dB
Frequency range		100-7200 Hz	100-7100 Hz
Telecoil output (1600 Hz)	1 mA/m field	73 dB SPL	-
	10 mA/m field	93 dB SPL	-
	SPLITS L/R	-	82/82 dB SPL
Total harmonic distortion	500 Hz	2.0 %	<2 %
(Input 70 dB SPL)	800 Hz	2.0 %	<2 %
	1600 Hz	3.0 %	2.0 %
Equivalent input noise level (A)	Omni	22 dB SPL	20 dB SPL
	Dir	31 dB SPL	29 dB SPL
Battery consumption	Quiescent	1.0 mA	1.0 mA
	Typical	1.0 mA	1.0 mA

Battery life, calculated, hours*

Size: 10 (IEC PR70) / 312 (IEC PR41) / 13 (IEC PR48)

IRIL (IEC 60118-13-2011)

800/1400/2000 MHz: 28/44/37 dB SPL

IRIL (IEC 60118-13-2011) for IIC and CIC

800/1400/2000 MHz: 17/33/26 dB SPL

* Based on the standardised battery consumption measurement (IIC 60118-0.) The actual battery life depends on battery quality, use pattern, active feature set, hearing loss and sound environment
Note: For custom instruments, the maximum gain is customised for optimal size and performance.

CUSTOM 85
OTICON RIA2 PRO
OTICON RIA2

Oticon | Ria2

CUSTOM 90
OTICON RIA2 PRO
OTICON RIA2

Oticon | Ria2



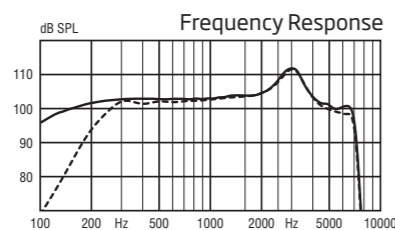
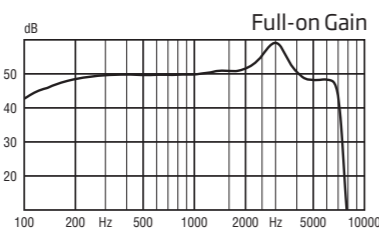
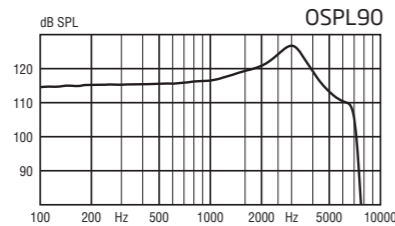
Scale 1:1

Technical information

All measurements are made on instruments with ProWax and T-Cap or O-Cap protection. Omnidirectional mode is used unless otherwise stated.

EAR SIMULATOR

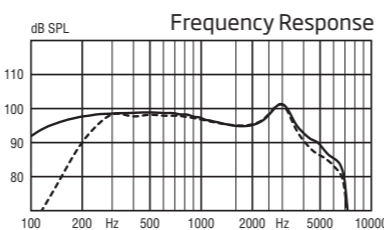
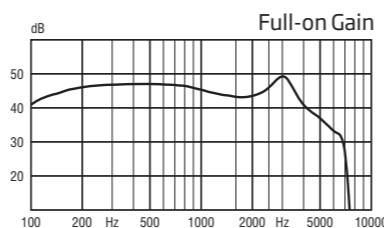
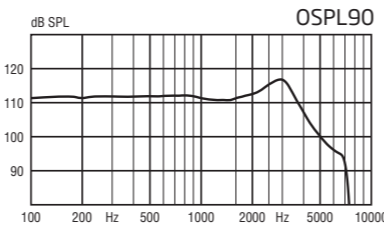
Measured according to IEC 60118-0 (1983) and 60711 (1981) and DIN 45605.



— Acoustic input: 60 dB SPL
- - - Magnetic input: 31.6 mA/m

ZCC COUPLER

Measured according to ANSI S3.22 (2003) and S3.7 (1995), IEC 60118-7 (2005) and IEC 60318-5 (2006).



— Acoustic input: 60 dB SPL
- - - Magnetic input: 31.6 mA/m



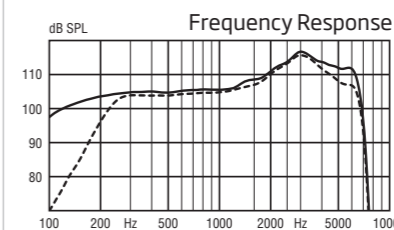
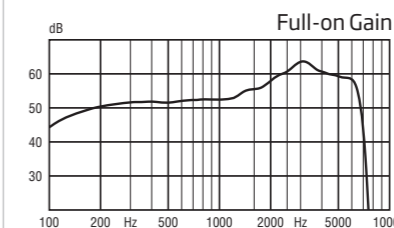
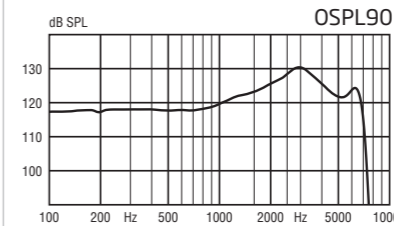
Scale 1:1

Technical information

All measurements are made on instruments with ProWax and O-Cap protection. Omnidirectional mode is used unless otherwise stated.

EAR SIMULATOR

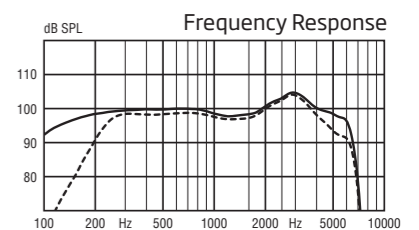
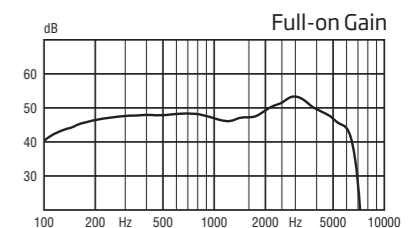
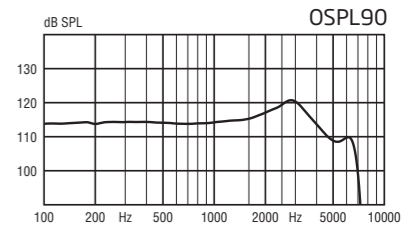
Measured according to IEC 60118-0 (1983) and 60711 (1981) and DIN 45605.



— Acoustic input: 60 dB SPL
- - - Magnetic input: 31.6 mA/m

ZCC COUPLER

Measured according to ANSI S3.22 (2003) and S3.7 (1995), IEC 60118-7 (2005) and IEC 60318-5 (2006).



— Acoustic input: 60 dB SPL
- - - Magnetic input: 31.6 mA/m

85

OSPL90	Peak	126 dB SPL	117 dB SPL
	1600 Hz	119 dB SPL	111 dB SPL
	Average	117 dB SPL	113 dB SPL
Full-on gain	Peak	59 dB	50 dB
	1600 Hz	51 dB	43 dB
	Average	50 dB	45 dB
Reference test gain		44 dB	37 dB
Frequency range		100-7260 Hz	100-7050 Hz
Telecoil output (1600 Hz)	1 mA/m field	81 dB SPL	-
	10 mA/m field	101 dB SPL	-
	SPLITS L / R	-	90/90 dB SPL
Total harmonic distortion	500 Hz	2.0 %	<2 %
(Input 70 dB SPL)	800 Hz	2.0 %	<2 %
	1600 Hz	3.0 %	2.0 %
Equivalent input noise level (A)	Omni	22 dB SPL	19 dB SPL
	Dir	32 dB SPL	29 dB SPL
Battery consumption	Quiescent	1.0 mA	1.0 mA
	Typical	1.0 mA	1.0 mA

Battery life, calculated, hours*

125/140/260

Size: 10 (IEC PR70) / 312 (IEC PR41) / 13 (IEC PR48)

IRIL (IEC 60118-13-2011)

800/1400/2000 MHz: 21/39/ <14 dB SPL

IRIL (IEC 60118-13-2011) for IIC and CIC

800/1400/2000 MHz: <20/26/29 dB SPL

* Based on the standardised battery consumption measurement (IEC 60118-0.) The actual battery life depends on battery quality, use pattern, active feature set, hearing loss and sound environment
Note: For custom instruments, the maximum gain is customised for optimal size and performance.

90

OSPL90	Peak	130 dB SPL	121 dB SPL
	1600 Hz	123 dB SPL	115 dB SPL
	Average	121 dB SPL	116 dB SPL
Full-on gain	Peak	64 dB	54 dB
	1600 Hz	56 dB	47 dB
	Average	54 dB	49 dB
Reference test gain		48 dB	40 dB
Frequency range		100-7180 Hz	100-6980 Hz
Telecoil output (1600 Hz)	1 mA/m field	85 dB SPL	-
	10 mA/m field	105 dB SPL	-
	SPLITS L/R	-	93/93 dB SPL
Total harmonic distortion	500 Hz	<2 %	<2 %
(Input 70 dB SPL)	800 Hz	<2 %	<2 %
	1600 Hz	3.0 %	2.0 %
Equivalent input noise level (A)	Omni	23 dB SPL	19 dB SPL
	Dir	34 dB SPL	29 dB SPL
Battery consumption	Quiescent	1.0 mA	1.0 mA
	Typical	1.0 mA	1.0 mA

Battery life, calculated, hours*

140/260

Size: 312 (IEC PR41) / 13 (IEC PR48)

IRIL (IEC 60118-13-2011)

800/1400/2000 MHz: 26/55/41 dB SPL

* Based on the standardised battery consumption measurement (IEC 60118-0.) The actual battery life depends on battery quality, use pattern, active feature set, hearing loss and sound environment
Note: For custom instruments, the maximum gain is customised for optimal size and performance.

CUSTOM 100
OTICON RIA2 PRO
OTICON RIA2



Scale 1:1

Technical information
All measurements are made on instruments with ProWax and O-Cap protection. Omnidirectional mode is used unless otherwise stated.

Warning to the instrument dispenser
The maximum output capability of the hearing instrument may exceed 132 dB SPL (IEC 711). Special care should be exercised in selecting and fitting the instrument as there may be risk of impairing the remaining hearing of the hearing instrument user.

100

OSPL90	Peak	135 dB SPL	127 dB SPL
	1600 Hz	135 dB SPL	127 dB SPL
	Average	130 dB SPL	123 dB SPL
Full-on gain	Peak	71 dB	62 dB
	1600 Hz	67 dB	59 dB
	Average	65 dB	58 dB
Reference test gain		60 dB	48 dB
Frequency range		100-7029 Hz	100-6896 Hz
Telecoil output (1600 Hz)	1 mA/m field	95 dB SPL	-
	10 mA/m field	115 dB SPL	-
	SPLITS L / R	-	105/105 dB SPL
Total harmonic distortion (Input 70 dB SPL)	500 Hz	< 2 %	< 2 %
	800 Hz	< 2 %	< 2 %
	1600 Hz	2.0 %	< 2 %
Equivalent input noise level (A)	Omni	17 dB SPL	15 dB SPL
	Dir	27 dB SPL	26 dB SPL
Battery consumption	Quiescent	0.9 mA	0.9 mA
	Typical	0.9 mA	0.9 mA

Battery life, calculated, hours*

155/290

Size: 312 (IEC PR41) / 13 (IEC PR48)

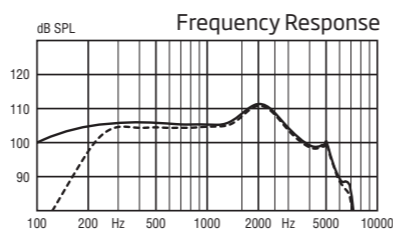
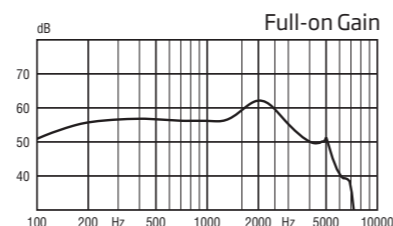
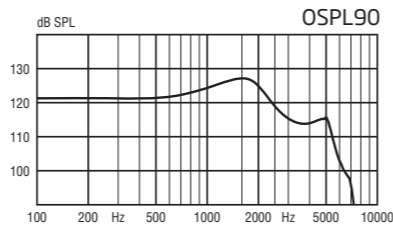
IRIL (IEC 60118-13-2011)

800/1400/2000 MHz: 15/45/28 dB SPL

* Based on the standardised battery consumption measurement (IEC 60118-0.) The actual battery life depends on battery quality, use pattern, active feature set, hearing loss and sound environment
Note: For custom instruments, the maximum gain is customised for optimal size and performance.

Oticon | Ria2

ZCC COUPLER
Measured according to ANSI S3.22 (2003) and S3.7 (1995), IEC 60118-7 (2005) and IEC 60318-5 (2006).



— Acoustic input: 60 dB SPL
- - - Magnetic input: 31.6 mA/m

designRITE 80
OTICON RIA2 PRO



Scale 1:1

Technical information
Omnidirectional mode is used unless otherwise stated.

80

OSPL90	Peak	127 dB SPL	117 dB SPL
	1600 Hz	120 dB SPL	112 dB SPL
	Average	117 dB SPL	111 dB SPL
Full-on gain	Peak	62 dB	53 dB
	1600 Hz	53 dB	44 dB
	Average	50 dB	47 dB
Reference test gain		45 dB	34 dB
Frequency range		100-7300 Hz	100-7000 Hz
Telecoil output (1600 Hz)	1 mA/m field	-	-
	10 mA/m field	-	-
	SPLITS L/R	-	-
Total harmonic distortion (Input 70 dB SPL)	500 Hz	< 2 %	< 2 %
	800 Hz	< 2 %	< 2 %
	1600 Hz	< 2 %	< 2 %
Equivalent input noise level (A)	Omni	21 dB SPL	17 dB SPL
	Dir	33 dB SPL	30 dB SPL
Battery consumption	Quiescent	1.0 mA	1.0 mA
	Typical	1.3 mA	1.3 mA

Battery life, calculated, hours*

90

Size: 10 (IEC PR70)

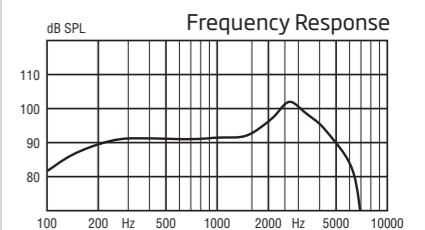
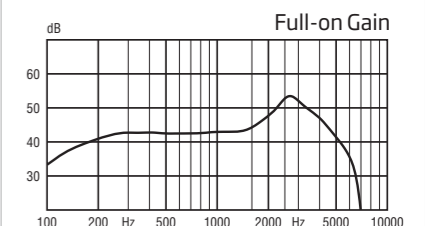
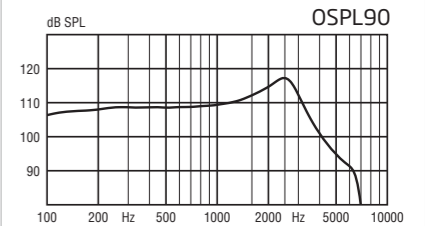
IRIL (IEC 60118-13-2011)

800/1400/2000 MHz: <17 dB SPL

* Based on the standardised battery consumption measurement (IEC 60118-0.) The actual battery life depends on battery quality, use pattern, active feature set, hearing loss and sound environment

Oticon | Ria2

ZCC COUPLER
Measured according to ANSI S3.22 (2003) and S3.7 (1995), IEC 60118-7 (2005) and IEC 60318-5 (2006).



— Acoustic input: 60 dB SPL
- - - Magnetic input: 31.6 mA/m

miniRITE 60
OTICON RIA2 PRO
OTICON RIA2



Scale 1:1

Technical information
Omnidirectional mode is used unless otherwise stated.

60

OSPL90	Peak	115 dB SPL	105 dB SPL
	1600 Hz	110 dB SPL	101 dB SPL
	Average	108 dB SPL	103 dB SPL
Full-on gain	Peak	46 dB	35 dB
	1600 Hz	37 dB	29 dB
	Average	34 dB	30 dB
Reference test gain		30 dB	26 dB
Frequency range		100-7200 Hz	100-7000 Hz
Telecoil output (1600 Hz)	1 mA/m field	-	-
	10 mA/m field	-	-
	SPLITS L/R	-	-
Total harmonic distortion (Input 70 dB SPL)	500 Hz	<2 %	<2 %
	800 Hz	<2 %	<2 %
	1600 Hz	<2 %	<2 %
Equivalent input noise level (A)	Omni	21 dB SPL	16 dB SPL
	Dir	29 dB SPL	24 dB SPL
Battery consumption	Quiescent	1.0 mA	1.0 mA
	Typical	1.1 mA	1.3 mA

Battery life, calculated, hours*

Size 312 (IEC PR41)

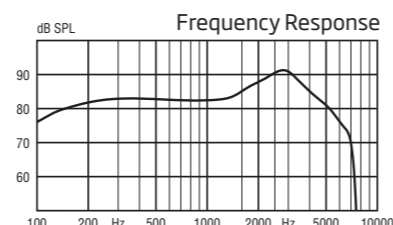
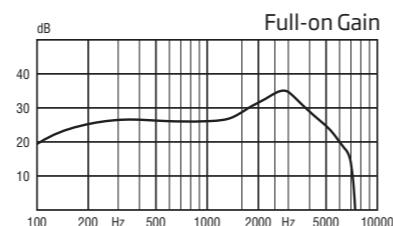
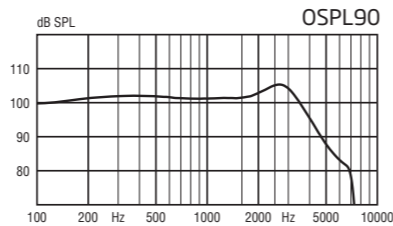
IRIL (IEC 60118-13-2011)

800/1400/2000 MHz: 43/26/<18 dB SPL

* Based on the standardised battery consumption measurement (IIC 60118-0.) The actual battery life depends on battery quality, use pattern, active feature set, hearing loss and sound environment

Oticon | Ria2

ZCC COUPLER
Measured according to
ANSI S3.22 (2003) and S3.7 (1995),
IEC 60118-7 (2005) and IEC 60318-5 (2006).



130

miniRITE 85
OTICON RIA2 PRO
OTICON RIA2



Scale 1:1

Technical information
Omnidirectional mode is used unless otherwise stated.

85

OSPL90	Peak	127 dB SPL	118 dB SPL
	1600 Hz	123 dB SPL	114 dB SPL
	Average	119 dB SPL	114 dB SPL
Full-on gain	Peak	65 dB	55 dB
	1600 Hz	51 dB	43 dB
	Average	52 dB	47 dB
Reference test gain		44 dB	38 dB
Frequency range		100-7500 Hz	100-7200 Hz
Telecoil output (1600 Hz)	1 mA/m field	-	-
	10 mA/m field	-	-
	SPLITS L/R	-	-
Total harmonic distortion (Input 70 dB SPL)	500 Hz	<2 %	<2 %
	800 Hz	2.4 %	<2 %
	1600 Hz	<2 %	<2 %
Equivalent input noise level (A)	Omni	25 dB SPL	18 dB SPL
	Dir	33 dB SPL	25 dB SPL
Battery consumption	Quiescent	1.0 mA	1.0 mA
	Typical	1.1 mA	1.2 mA

Battery life, calculated, hours*

Size 312 (IEC PR41)

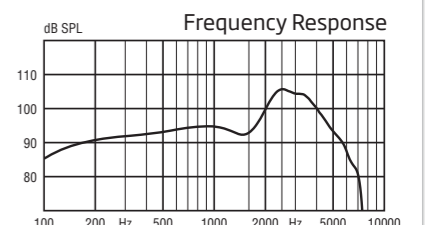
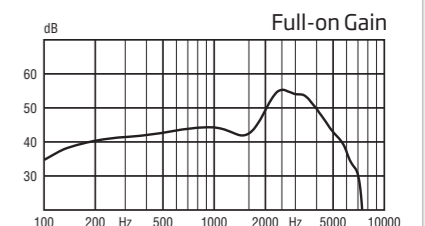
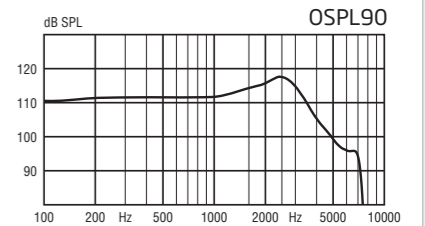
IRIL (IEC 60118-13-2011)

800/1400/2000 MHz: 45/30/25 dB SPL

* Based on the standardised battery consumption measurement (IIC 60118-0.) The actual battery life depends on battery quality, use pattern, active feature set, hearing loss and sound environment

Oticon | Ria2

ZCC COUPLER
Measured according to
ANSI S3.22 (2003) and S3.7 (1995),
IEC 60118-7 (2005) and IEC 60318-5 (2006).



130

miniRITE 100
OTICON RIA2 PRO
OTICON RIA2



Scale 1:1

Technical information
Omnidirectional mode is used unless otherwise stated.

Warning to the instrument dispenser
The maximum output capability of the hearing instrument may exceed 132 dB SPL (IEC 711). Special care should be exercised in selecting and fitting the instrument as there may be risk of impairing the remaining hearing of the hearing instrument user.

100

OSPL90	Peak	132 dB SPL	124 dB SPL
	1600 Hz	131 dB SPL	124 dB SPL
	Average	126 dB SPL	121 dB SPL
Full-on gain	Peak	66 dB	57 dB
	1600 Hz	56 dB	49 dB
	Average	58 dB	52 dB
Reference test gain		50 dB	44 dB
Frequency range		100-7500 Hz	100-7200 Hz
Telecoil output (1600 Hz)	1 mA/m field	-	-
	10 mA/m field	-	-
	SPLITS L/R	-	-
Total harmonic distortion (Input 70 dB SPL)	500 Hz	2.5 %	<2 %
	800 Hz	<2 %	<2 %
	1600 Hz	<2 %	<2 %
Equivalent input noise level (A)	Omni	22 dB SPL	16 dB SPL
	Dir	30 dB SPL	25 dB SPL
Battery consumption	Quiescent	1.0 mA	1.0 mA
	Typical	1.1 mA	1.3 mA

Battery life, calculated, hours*
Size 312 (IEC PR41)

IRIL (IEC 60118-13-2011) 800/1400/2000 MHz: 46/28/23 dB SPL

* Based on the standardised battery consumption measurement (IIC 60118-0.) The actual battery life depends on battery quality, use pattern, active feature set, hearing loss and sound environment

Oticon | Ria2

miniRITE 105
OTICON RIA2 PRO
OTICON RIA2



Scale 1:1

Technical information
Omnidirectional mode is used unless otherwise stated.

Warning to the instrument dispenser
The maximum output capability of the hearing instrument may exceed 132 dB SPL (IEC 711). Special care should be exercised in selecting and fitting the instrument as there may be risk of impairing the remaining hearing of the hearing instrument user.

105

OSPL90	Peak	135 dB SPL	125 dB SPL
	1600 Hz	133 dB SPL	123 dB SPL
	Average	130 dB SPL	121 dB SPL
Full-on gain	Peak	72 dB	61 dB
	1600 Hz	65 dB	55 dB
	Average	64 dB	55 dB
Reference test gain		57 dB	44 dB
Frequency range		100-7100 Hz	100-6900 Hz
Telecoil output (1600 Hz)	1 mA/m field	-	-
	10 mA/m field	-	-
	SPLITS L/R	-	-
Total harmonic distortion (Input 70 dB SPL)	500 Hz	2.5 %	<2 %
	800 Hz	2.0 %	<2 %
	1600 Hz	2.0 %	<2 %
Equivalent input noise level (A)	Omni	18 dB SPL	16 dB SPL
	Dir	29 dB SPL	28 dB SPL
Battery consumption	Quiescent	1.0 mA	1.0 mA
	Typical	1.1 mA	1.3 mA

Battery life, calculated, hours*
Size 312 (IEC PR41)

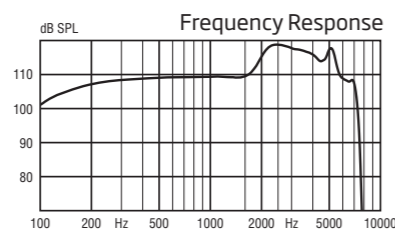
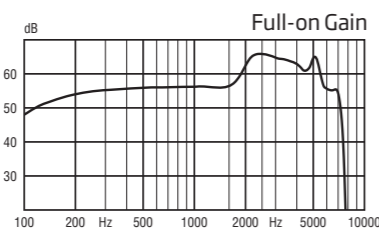
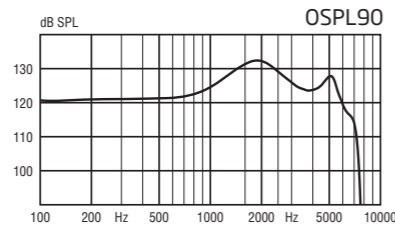
IRIL (IEC 60118-13-2011) 800/1400/2000 MHz: 39/28/24 dB SPL

* Based on the standardised battery consumption measurement (IIC 60118-0.) The actual battery life depends on battery quality, use pattern, active feature set, hearing loss and sound environment

Oticon | Ria2

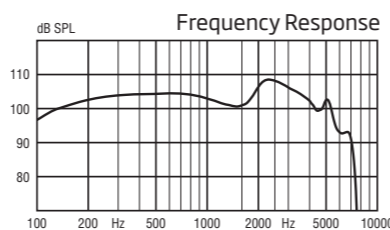
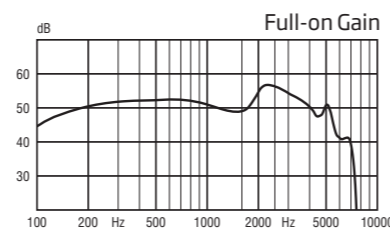
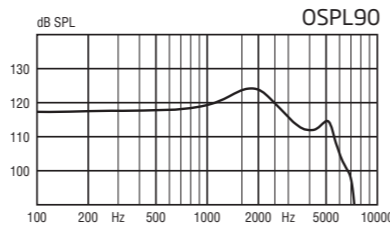
EAR SIMULATOR

Measured according to IEC 60118-0 (1983) and 60711 (1981) and DIN 45605.



ZCC COUPLER

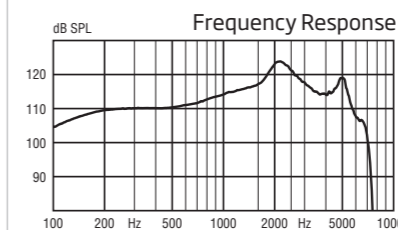
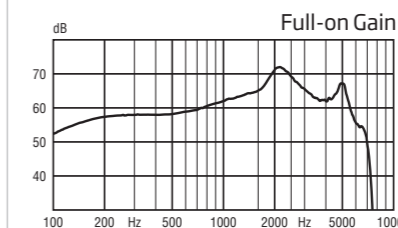
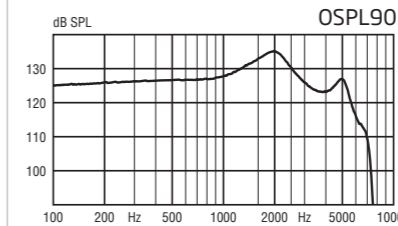
Measured according to ANSI S3.22 (2003) and S3.7 (1995), IEC 60118-7 (2005) and IEC 60318-5 (2006).



130

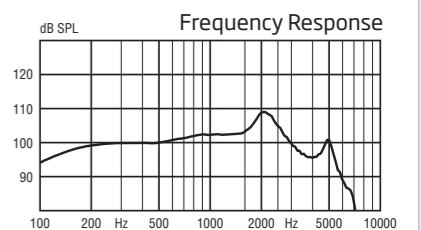
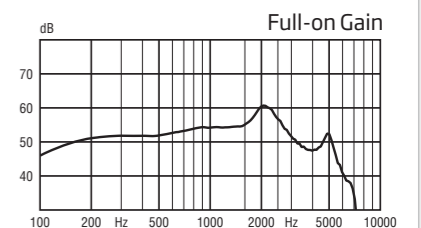
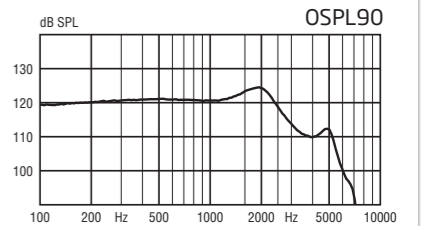
EAR SIMULATOR

Measured according to IEC 60118-0 (1983) and 60711 (1981) and DIN 45605.



ZCC COUPLER

Measured according to ANSI S3.22 (2003) and S3.7 (1995), IEC 60118-7 (2005) and IEC 60318-5 (2006).



130

RITE 60
OTICON RIA2 PRO
OTICON RIA2



Scale 1:1

Technical information
Omnidirectional mode is used unless otherwise stated.

60

OSPL90	Peak	115 dB SPL	105 dB SPL
	1600 Hz	110 dB SPL	101 dB SPL
	Average	108 dB SPL	103 dB SPL
Full-on gain	Peak	46 dB	35 dB
	1600 Hz	37 dB	29 dB
	Average	34 dB	30 dB
Reference test gain		30 dB	26 dB
Frequency range		100-7200 Hz	100-7000 Hz
Telecoil output (1600 Hz)	1 mA/m field	65 dB SPL	-
	10 mA/m field	85 dB SPL	-
	SPLITS L/R	-	82/82 dB SPL
Total harmonic distortion (Input 70 dB SPL)	500 Hz	<2 %	<2 %
	800 Hz	<2 %	<2 %
	1600 Hz	<2 %	<2 %
Equivalent input noise level (A)	Omni	21 dB SPL	16 dB SPL
	Dir	29 dB SPL	24 dB SPL
Battery consumption	Quiescent	1.0 mA	1.0 mA
	Typical	1.1 mA	1.3 mA

Battery life, calculated, hours*

Size 312 (IEC PR41)

IRIL (IEC 60118-13-2011)

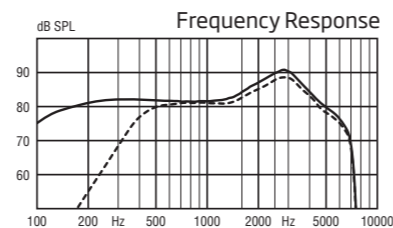
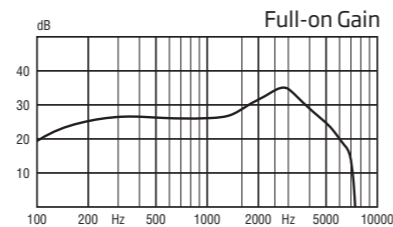
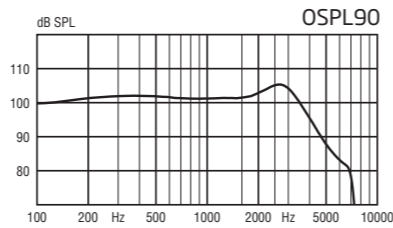
800/1400/2000 MHz: 27/46/51 dB SPL

* Based on the standardised battery consumption measurement (IIC 60118-0.) The actual battery life depends on battery quality, use pattern, active feature set, hearing loss and sound environment

Oticon | Ria2

ZCC COUPLER

Measured according to ANSI S3.22 (2003) and S3.7 (1995), IEC 60118-7 (2005) and IEC 60318-5 (2006).



— Acoustic input: 60 dB SPL
- - - Magnetic input: 31.6 mA/m

130

RITE 85
OTICON RIA2 PRO
OTICON RIA2



Scale 1:1

Technical information
Omnidirectional mode is used unless otherwise stated.

85

OSPL90	Peak	127 dB SPL	118 dB SPL
	1600 Hz	123 dB SPL	114 dB SPL
	Average	119 dB SPL	114 dB SPL
Full-on gain	Peak	65 dB	55 dB
	1600 Hz	51 dB	43 dB
	Average	52 dB	47 dB
Reference test gain		44 dB	38 dB
Frequency range		100-7500 Hz	100-7200 Hz
Telecoil output (1600 Hz)	1 mA/m field	79 dB SPL	-
	10 mA/m field	99 dB SPL	-
	SPLITS L/R	-	95/95 dB SPL
Total harmonic distortion (Input 70 dB SPL)	500 Hz	<2 %	<2 %
	800 Hz	2.4 %	<2 %
	1600 Hz	<2 %	<2 %
Equivalent input noise level (A)	Omni	25 dB SPL	18 dB SPL
	Dir	33 dB SPL	25 dB SPL
Battery consumption	Quiescent	1.0 mA	1.0 mA
	Typical	1.1 mA	1.2 mA

Battery life, calculated, hours*

Size 312 (IEC PR41)

IRIL (IEC 60118-13-2011)

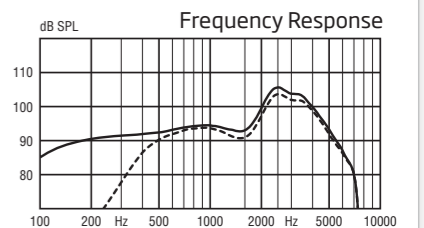
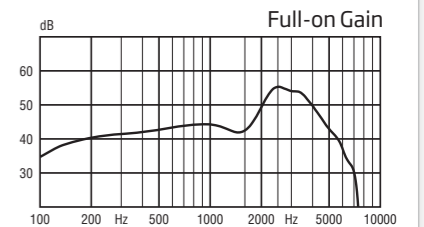
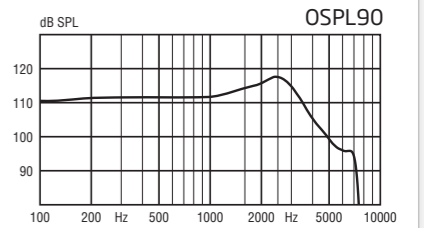
800/1400/2000 MHz: 19/41/36 dB SPL

* Based on the standardised battery consumption measurement (IIC 60118-0.) The actual battery life depends on battery quality, use pattern, active feature set, hearing loss and sound environment

Oticon | Ria2

ZCC COUPLER

Measured according to ANSI S3.22 (2003) and S3.7 (1995), IEC 60118-7 (2005) and IEC 60318-5 (2006).



— Acoustic input: 60 dB SPL
- - - Magnetic input: 31.6 mA/m

130

RITE 100
OTICON RIA2 PRO
OTICON RIA2



Scale 1:1

Technical information
Omnidirectional mode is used unless otherwise stated.

Warning to the instrument dispenser
The maximum output capability of the hearing instrument may exceed 132 dB SPL (IEC 711). Special care should be exercised in selecting and fitting the instrument as there may be risk of impairing the remaining hearing of the hearing instrument user.

100

OSPL90	Peak	132 dB SPL	124 dB SPL
	1600 Hz	131 dB SPL	124 dB SPL
	Average	126 dB SPL	121 dB SPL
Full-on gain	Peak	66 dB	57 dB
	1600 Hz	56 dB	49 dB
	Average	58 dB	52 dB
Reference test gain		50 dB	44 dB
Frequency range		100-7500 Hz	100-7200 Hz
Telecoil output (1600 Hz)	1 mA/m field	85 dB SPL	-
	10 mA/m field	105 dB SPL	-
	SPLITS L/R	-	101/101 dB SPL
Total harmonic distortion	500 Hz	2.5 %	<2 %
(Input 70 dB SPL)	800 Hz	<2 %	<2 %
	1600 Hz	<2 %	<2 %
Equivalent input noise level (A)	Omni	22 dB SPL	16 dB SPL
	Dir	30 dB SPL	25 dB SPL
Battery consumption	Quiescent	1.0 mA	1.0 mA
	Typical	1.1 mA	1.3 mA

Battery life, calculated, hours*
Size 312 (IEC PR41)

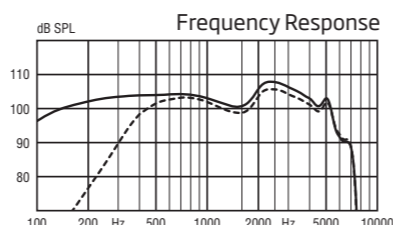
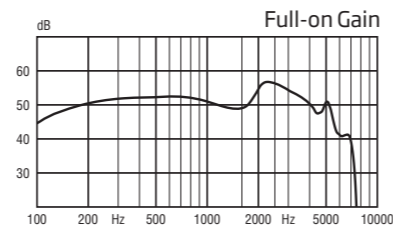
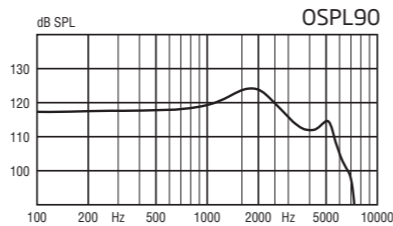
IRIL (IEC 60118-13-2011) 800/1400/2000 MHz: <17/49/39 dB SPL

* Based on the standardised battery consumption measurement (IIC 60118-0.) The actual battery life depends on battery quality, use pattern, active feature set, hearing loss and sound environment

Oticon | Ria2

ZCC COUPLER

Measured according to ANSI S3.22 (2003) and S3.7 (1995), IEC 60118-7 (2005) and IEC 60318-5 (2006).



Acoustic input: 60 dB SPL
Magnetic input: 31.6 mA/m

130

RITE 105
OTICON RIA2 PRO
OTICON RIA2



Scale 1:1

Technical information
Omnidirectional mode is used unless otherwise stated.

Warning to the instrument dispenser
The maximum output capability of the hearing instrument may exceed 132 dB SPL (IEC 711). Special care should be exercised in selecting and fitting the instrument as there may be risk of impairing the remaining hearing of the hearing instrument user.

105

OSPL90	Peak	135 dB SPL	125 dB SPL
	1600 Hz	133 dB SPL	124 dB SPL
	Average	130 dB SPL	121 dB SPL
Full-on gain	Peak	72 dB	61 dB
	1600 Hz	65 dB	56 dB
	Average	64 dB	56 dB
Reference test gain		58 dB	44 dB
Frequency range		100-7100 Hz	100-6900 Hz
Telecoil output (1600 Hz)	1 mA/m field	94 dB SPL	-
	10 mA/m field	114 dB SPL	-
	SPLITS L/R	-	109/109 dB SPL
Total harmonic distortion	500 Hz	2.5 %	<2 %
(Input 70 dB SPL)	800 Hz	2.0 %	<2 %
	1600 Hz	2.0 %	<2 %
Equivalent input noise level (A)	Omni	18 dB SPL	16 dB SPL
	Dir	29 dB SPL	28 dB SPL
Battery consumption	Quiescent	1.0 mA	1.0 mA
	Typical	1.1 mA	1.3 mA

Battery life, calculated, hours*
Size 312 (IEC PR41)

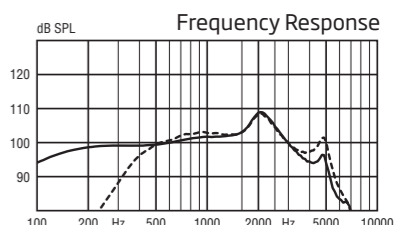
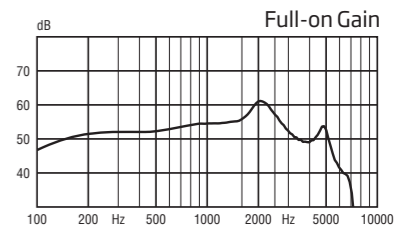
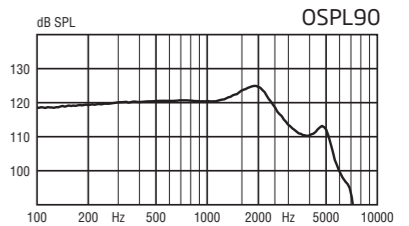
IRIL (IEC 60118-13-2011) 800/1400/2000 MHz: 33/51/51 dB SPL

* Based on the standardised battery consumption measurement (IIC 60118-0.) The actual battery life depends on battery quality, use pattern, active feature set, hearing loss and sound environment

Oticon | Ria2

ZCC COUPLER

Measured according to ANSI S3.22 (2003) and S3.7 (1995), IEC 60118-7 (2005) and IEC 60318-5 (2006).



Acoustic input: 60 dB SPL
Magnetic input: 31.6 mA/m

130

miniBTE 85
OTICON RIA2 PRO
OTICON RIA2

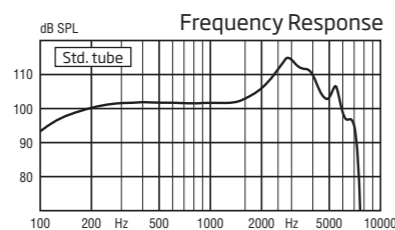
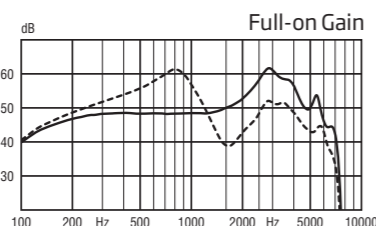
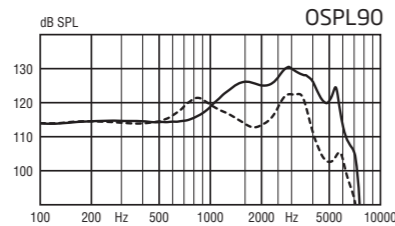


Scale 1:1

Technical information
Omnidirectional mode is used unless otherwise stated.

EAR SIMULATOR

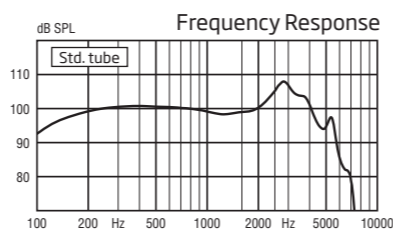
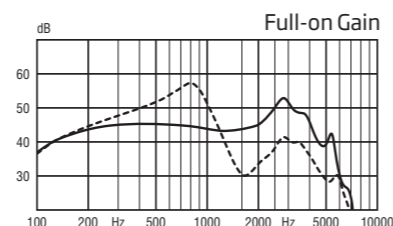
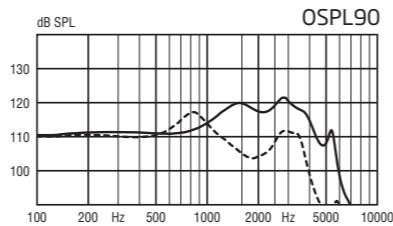
Measured according to IEC 60118-0 (1983) and 60711 (1981) and DIN 45605.



Oticon | Ria2

ZCC COUPLER

Measured according to ANSI S3.22 (2003) and S3.7 (1995), IEC 60118-7 (2005) and IEC 60318-5 (2006).



85	OSPL90	Peak	131 (122*) dB SPL	121 (117*) dB SPL
		1600 Hz	126 (114*) dB SPL	120 (105*) dB SPL
		Average	119 (116*) dB SPL	118 (109*) dB SPL
Full-on gain	Peak	62 (61*) dB	53 (57*) dB	
	1600 Hz	50 (39*) dB	44 (30*) dB	
	Average	50 (52*) dB	46 (40*) dB	
Reference test gain		43 dB	41 dB	
Frequency range		100-7200 Hz	100-6200 Hz	
Telecoil output (1600 Hz)	1 mA/m field	-	-	
	10 mA/m field	-	-	
	SPLITS L/R	-	-	
Total harmonic distortion (Input 70 dB SPL)	500 Hz	< 2 %	< 2 %	
	800 Hz	< 2 %	< 2 %	
	1600 Hz	< 2 %	< 2 %	
Equivalent input noise level (A)	Omni	22 dB SPL	17 dB SPL	
	Dir	29 dB SPL	25 dB SPL	
Battery consumption	Quiescent	1.0 mA	1.0 mA	
	Typical	1.1 mA	1.2 mA	

Battery life, calculated, hours** 130
Size 312 (IEC PR41)
IRIL (IEC 60118-13-2011) 800/1400/2000 MHz: <18/24/36 dB SPL

* For instruments fitted with Corda miniFit
** Based on the standardised battery consumption measurement (IEC 60118-0). The actual battery life depends on battery quality, use pattern, active feature set, hearing loss and sound environment

Oticon | Ria2

BTE13 85
OTICON RIA2 PRO
OTICON RIA2

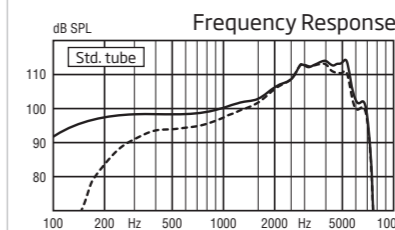
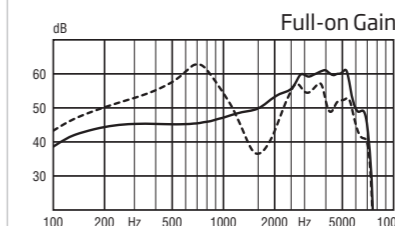
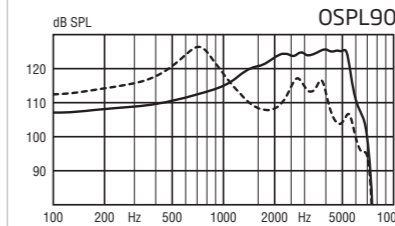


Scale 1:1

Technical information
Omnidirectional mode is used unless otherwise stated.

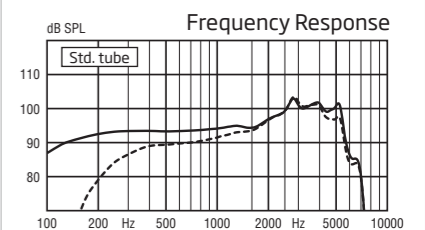
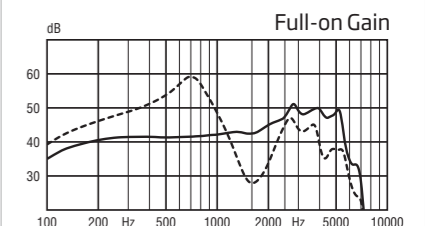
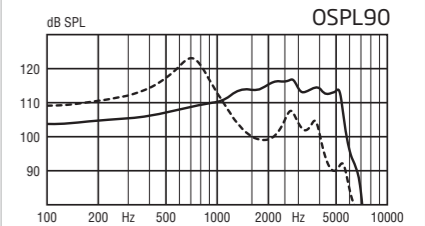
EAR SIMULATOR

Measured according to IEC 60118-0 (1983) and 60711 (1981) and DIN 45605.



ZCC COUPLER

Measured according to ANSI S3.22 (2003) and S3.7 (1995), IEC 60118-7 (2005) and IEC 60318-5 (2006).



85	OSPL90	Peak	126 (126*) dB SPL	117 (123*) dB SPL
		1600 Hz	121 (108*) dB SPL	114 (100*) dB SPL
		Average	116 (116*) dB SPL	113 (106*) dB SPL
Full-on gain	Peak	61 (63*) dB	51 (59*) dB	
	1600 Hz	50 (36*) dB	43 (28*) dB	
	Average	49 (52*) dB	44 (41*) dB	
Reference test gain		43 dB	36 dB	
Frequency range		100-7200 Hz	100-7000 Hz	
Telecoil output (1600 Hz)	1 mA/m field	79 dB SPL	-	
	10 mA/m field	99 dB SPL	-	
	SPLITS L/R	-	94/94 dB SPL	
Total harmonic distortion (Input 70 dB SPL)	500 Hz	< 2 %	< 2 %	
	800 Hz	< 2 %	< 2 %	
	1600 Hz	< 2 %	< 2 %	
Equivalent input noise level (A)	Omni	23 dB SPL	18 dB SPL	
	Dir	32 dB SPL	27 dB SPL	
Battery consumption	Quiescent	1.1 mA	1.1 mA	
	Typical	1.1 mA	1.1 mA	

Battery life, calculated, hours** 240
Size 13 (IEC PR48)
IRIL (IEC 60118-13-2011) 800/1400/2000 MHz: 24/48/45 dB SPL

* For instruments fitted with Corda miniFit
** Based on the standardised battery consumption measurement (IEC 60118-0). The actual battery life depends on battery quality, use pattern, active feature set, hearing loss and sound environment

BTE13 100
OTICON RIA2 PRO
OTICON RIA2



Scale 1:1

Technical information
Omnidirectional mode is used unless otherwise stated.

Warning to the instrument dispenser
The maximum output capability of the hearing instrument may exceed 132 dB SPL (IEC 711). Special care should be exercised in selecting and fitting the instrument as there may be risk of impairing the remaining hearing of the hearing instrument user.

100

OSPL90	Peak	135 (132*) dB SPL	126 (128*) dB SPL
	1600 Hz	128 (116*) dB SPL	120 (108*) dB SPL
	Average	122 (121*) dB SPL	120 (115*) dB SPL
Full-on gain	Peak	68 (66*) dB	60 (62*) dB
	1600 Hz	60 (44*) dB	52 (36*) dB
	Average	57 (56*) dB	53 (49*) dB
Reference test gain		53 dB	43 dB
Frequency range		100-7200 Hz	100-6000 Hz
Telecoil output (1600 Hz)	1 mA/m field	89 dB SPL	-
	10 mA/m field	109 dB SPL	-
	SPLITS L/R	-	100/100 dB SPL
Total harmonic distortion (Input 70 dB SPL)	500 Hz	< 2 %	< 2 %
	800 Hz	< 2 %	< 2 %
	1600 Hz	< 2 %	< 2 %
Equivalent input noise level (A)	Omni	19 dB SPL	16 dB SPL
	Dir	29 dB SPL	26 dB SPL
Battery consumption	Quiescent	1.1 mA	1.1 mA
	Typical	1.1 mA	1.1 mA

Battery life, calculated, hours**
Size 13 (IEC PR48)

IRIL (IEC 60118-13-2011) 800/1400/2000 MHz: 24/48/45 dB SPL

* For instruments fitted with Corda miniFit Power

** Based on the standardised battery consumption measurement (IEC 60118-0). The actual battery life depends on battery quality, use pattern, active feature set, hearing loss and sound environment

Oticon | Ria2

BTE13 105
OTICON RIA2 PRO
OTICON RIA2



Scale 1:1

Technical information
Omnidirectional mode is used unless otherwise stated.

Warning to the instrument dispenser
The maximum output capability of the hearing instrument may exceed 132 dB SPL (IEC 711). Special care should be exercised in selecting and fitting the instrument as there may be risk of impairing the remaining hearing of the hearing instrument user.

105

OSPL90	Peak	138 (133*) dB SPL	133 (131*) dB SPL
	1600 Hz	131 (122*) dB SPL	124 (114*) dB SPL
	Average	128 (126*) dB SPL	128 (120*) dB SPL
Full-on gain	Peak	73 (69*) dB	67 (67*) dB
	1600 Hz	66 (57*) dB	59 (49*) dB
	Average	63 (62*) dB	63 (55*) dB
Reference test gain		57 dB	52 dB
Frequency range		100-7200 Hz	100-5700 Hz
Telecoil output (1600 Hz)	1 mA/m field	96 dB SPL	-
	10 mA/m field	117 dB SPL	-
	SPLITS L/R	-	105/105 dB SPL
Total harmonic distortion (Input 70 dB SPL)	500 Hz	5 %	2 %
	800 Hz	3 %	< 2 %
	1600 Hz	< 2 %	< 2 %
Equivalent input noise level (A)	Omni	17 dB SPL	14 dB SPL
	Dir	30 dB SPL	28 dB SPL
Battery consumption	Quiescent	1.0 mA	1.0 mA
	Typical	1.1 mA	1.3 mA

Battery life, calculated, hours**
Size 13 (IEC PR48)

IRIL (IEC 60118-13-2011) 800/1400/2000 MHz: 36/<16/<16 dB SPL

* For instruments fitted with Corda miniFit Power

** Based on the standardised battery consumption measurement (IEC 60118-0). The actual battery life depends on battery quality, use pattern, active feature set, hearing loss and sound environment

Oticon | Ria2

People First

People First is our promise to empower people to communicate freely, interact naturally and participate actively