




GSI AMTAS™

AUTOMATED AUDIOMETRY



Setting The Clinical Standard



amtas™

AUTOMATED HEARING TEST

GSI AMTAS™, or Automated Method for Testing Auditory Sensitivity, is a patient-directed evaluation tool that uses patented test methods and accuracy algorithms to perform diagnostic or screening audiometry. With over 10 years of research and development, the validity of AMTAS has been proven through comprehensive studies.



Focus on Patient Care

AMTAS was created as a resource for clinicians to help manage their busy schedules and promote an efficient office environment. Most importantly, AMTAS frees up the clinician, allowing them to spend more time focused on patient care.

AMTAS is available in two versions, AMTAS Pro™ and AMTAS Flex™, which give the hearing professional options to best fit clinical needs.







AMTAS Pro

AMTAS Pro connects to a GSI audiometer, the AudioStar Pro™ or Pello™. This version offers diagnostic and screening testing for air and bone conduction with masking and speech SRT, WRS with masking. This test typically takes 15-20 minutes to complete and provides nine quality indicators and two reporting options for interpretation.



AMTAS Flex

AMTAS Flex is a stand-alone test that uses a tablet with no audiometer required. This version offers screening and threshold air conduction audiometry. The screening test typically takes 1-2 minutes to complete. The threshold test provides up to six quality indicators and two reporting options: interpret and counseling. Threshold testing takes 10-15 minutes to complete.



AMTAS Frees Up More Time For...




Walk-ins

In a practice that continues to get busier, AMTAS allows clinicians to have one patient working through an audiogram, while attending to walk-ins and other patients that may otherwise may have long waiting times.



Clean and Checks

When a patient returns for their annual evaluation, the clinician can start the patient on AMTAS while a clean and check of hearing aids is completed.



Counseling

One patient can work on AMTAS while the clinician meets with another patient for counseling on test results, hearing aid adjustments, or answering questions.

Validation in Testing

With numerous comprehensive studies backed by years of research and development, AMTAS is different from other automated audiometric tests. AMTAS provides nine quality indicators, classification of audiometric findings and two report formats.

Quality Indicators

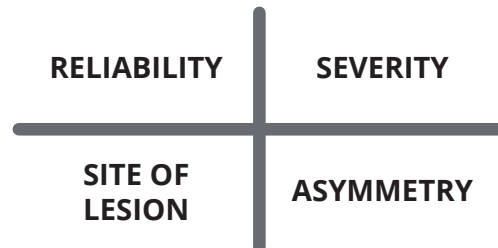
The quality indicators provide information about the patient's behavior during testing. Using the quality indicators gives the clinician insight on how to proceed with counseling and further testing.



Quality Indicators

Classification of Audiometric Findings

Once the data is obtained, AMTAS uses a patented method, AMCLASS, to classify the audiogram based upon the configuration, severity, and site of lesion.



Reporting

AMTAS generates two reporting options. The Audiologist Report captures the quality indicators, classification, and audiometric data for a detailed look at the test results. The Patient Report is a comprehensive and easy-to-understand interpretation of the audiometric findings.



Audiologist Report



Patient Report



GSI AMTAS™

AUTOMATED AUDIOMETRY

Technical Specifications

Air Conduction Diagnostic Frequencies: 250, 500, 750, 1000, 1500, 2000, 3000, 4000, 6000, 8000 Hz

Bone Conduction Diagnostic Frequencies: 500, 1000, 2000, 4000 Hz

Air Diagnostic Level Range: -20 to 100 dB HL

Bone Diagnostic Level Range: -20 to 75 dB HL (frequency dependent)

Masking: Narrow band noise, speech noise

Air Conduction Screening Frequencies: 500, 1000, 2000, 4000 Hz

Air Conduction Screening Level: 20 or 25 dB HL

Speech Testing: Speech Recognition Threshold (SRT), Word Recognition Score (WRS)

	AMTAS Flex	AMTAS Pro
Air Conduction Diagnostic	✓	✓
Air Conduction Screening	✓	✓
Masking	✓	✓
Bone Conduction Diagnostic		✓
Speech SRT		✓
Speech WRS		✓
Connect to Audiometer		✓
VA Quasar Integration		✓
dB HL Range	10 to 80	-20 to 100
Quality Indicators	✓	✓
Audiogram Classification	Limited	Comprehensive
Device Screen Size	10-12 inch	22 inch

???????????? Rev A